



LURVEY VENEER GUIDE



LURVEY
architectural

Building
on solid
relationships

LURVEY SELECT ARCHITECTURAL STONE

Lurvey Architectural Stone Guide is a **compilation of some of our best-selling Natural Stone Veneers**. While types, styles, and blends are countless, this guide brings a collection of popular choices and also is a starting point in bringing your vision and your project to life.

Lurvey selected Natural Stone Veneers

Unique – every stone has its own texture and color

Enduring – stone withstands the passage of time and provides a legacy for the future

Timeless – structural integrity, diverse textures, and an earthly palette will transcend time

Beautiful – natural stone provides colors, depth, and richness

Genuine – formed in nature by nature

Lurvey has and continues to bring together all the right options and solutions.

Lurvey Architectural Stone is marketed along-side of Lurvey Landscape Supply to serve both the professional design builder and professional landscaper. For more selections and information please visit us at **www.lurvey.com** or call to set up an appointment with a building stone expert. We want to help you select the stone that is right for you.




Pennsylvania Fieldstone



Brookfield Buff Fieldstone



Eden Web



Black Pearl Ledge



Jericho Blend



Valders Full Color Machine Cut

ASHLAR/NATURAL LAYERED

Natural Layered is produced from the natural layers a quarry yields. The top and bottom of each stone will offer a natural texture. Heights vary depending on what the quarry produces.



Alverson Limestone Ashlar



American Granite Ashlar



Chilton Machine Cut



Chilton Weathered Edge with Red



Chilton Weathered Edge no Red



Chilton Weathered Edge Ledge



Colonial Tan Ashlar



Colonial Tan Ledge



Corinthian Granite Ashlar



Coyote Gray Ashlar




Coyote Gray Splitface



Coyote Gray Uniform



Crystal Lake Ashlar



Crystal Lake Strip



Crystal Lake Split



Diamondback Ridge Splitface



Door County Weathered Edge



Eden Machine Cut



Eden Ledge



EW Gold



Fond du Lac Ledge



Hampton Strip



Huntingdon Gray



Juperana Strip



Lake James Uniform



Lannon Brookfield Buff



McGregor Lake



Moose Mountain

ASHLAR/NATURAL LAYERED



New England Boston Blend



Oakfield Machine Cut



Oakfield Weathered Edge



Sandy Creek Machine Cut



Saratoga Granite Ashlar



Seneca Gray Ashlar



South Bay Ashlar



Stonemont Ledge



Windsor Tumbled



Windsor



Windsor Ledge

TOP OF ROOF
12
8
19'-6"
30'-6"
SECOND FLOOR

POPULAR BLENDS

Blends are created by mixing different styles and/or stones to create a broader range of colors, patterns, finishes, and textures.



Chief Cliff Ledge Tumbled



Chestnut Country Manor



Eden Country Manor



Eden Windsor Blend Ledge stone



Fieldstone



Jericho



Lannon Kensington



Midnight County Manor

BASEMENT

Stone is a natural product. Variations in color and texture do occur, and often change and are part of what makes natural stone products so unique. Please use the photos in this booklet as a guide only. We cannot guarantee an exact match to any of the images contained herein.

THIN LEDGE

This look of low heights and random lengths is often chosen for a more contemporary design.



Aztec



Basalt Ash Grey 3D



Basalt Ash Grey



Basalt Ebony 3D



Basalt Ebony



Ivory



Ochre



White Quartz

SAWN HEIGHTS

Sawn Heights or "Dimensional" building stone is sawn to specific heights. The sawn top and bottom provides a more formal look with straight lines on the top and bottom of each stone.



Bluestone



Chilton Royal Chateau



Eden Royal Chateau



Valders Dimensional Buff Rockface



Valders Dimensional Buff Splitface



Valders Dimensional Dovewhite Rockface



Valders Dimensional Dovewhite Splitface



Valders Dimensional Tumbled Chalet



Basalt Ebony



Chilton Royal Chateau

SQUARES & RECTANGLES

Squares and Rectangles, also known as “Castle Rock” are set in a random ashlar pattern dominated with taller or blocky pieces. This style will typically give you larger heights and longer lengths. If you desire stone with a larger look and feel this style is a great way to achieve that.



Brookfield Buff



Buckingham Rustic Royal Chateau



Chilton Rustic Royal Chateau



Eden Rustic Royal Chateau



Hamilton Buff



Hamilton Gray



Hampton Roughly Square & Roughly Rectangular



Juperana Roughly Square & Roughly Rectangular




Mountain Mary Square & Roughly Rectangular



Oakfield Rustic Royal Chateau



Russet Brown Square & Roughly Rectangular



South Bay Roughly Square & Roughly Rectangular

MOSAIC/FIELDSTONE/ROUNDS

Mosaic / Fieldstone / Rounds are irregularly shaped. These random shapes and sizes create exciting patterns for rustic looks.



Buckingham Web



Eden Web



Eden Web Tumbled



Huntington Gray Web



Mountaincrest Web



Mountain Mary Web



New England Round - Boston Blend



Oakfield Web



Pennsylvania Fieldstone



Seneca Limestone Gray Web



Wisconsin Granite Round



Wisconsin Granite Split Fieldstone



Valders



Custom Blend



Moose Mountain



Moose Mountain



Eden Machine Cut



Castle Rock Ledge

2550 E Dempster Street
Des Plaines, IL 60016
847.299.8333

30560 N Russell Drive
Volo, IL 60073
815.363.4420

496 Old Skokie Highway
Park City, IL 60085
847.249.7670

1819 N. Wilke Road
Arlington Heights, IL 60004
847.255.5800

Garden Center
847.824.7411

www.lurvey.com