

DREAM GARDEN
INSPIRATION



LURVEY
SUPPLYING LANDSCAPES

LANDSCAPE SELECTIONS FOR CHICAGOLAND

SUGGESTED RETAIL PRICE \$9.99

YOUR DREAM GARDEN IS WITHIN REACH

Are you dreaming about your perfect garden but aren't sure where to start? From annuals and perennials to evergreens and ornamentals, we have what you need to create your outdoor oasis. Our inspiration guide has been carefully curated to help you discover plants that will best fit your landscape and create the outdoor oasis of your dreams.

We have the expertise to satisfy all of your gardening and landscape needs. Our team members have earned a wide range of gardening and nursery credentials and participate in ongoing training, ensuring their ability to provide expert advice as you select plants, hardscapes, or outdoor living components for your garden. Our **Lurvey Select®** materials are personally chosen by our experienced buyers to ensure we consistently offer the highest quality products. Our buyers and sales professionals are one-in-the-same, ensuring their strong product knowledge and ability to provide expert advice.

Let's bring your dream to life!



ABOUT US



As a company, Lurvey is dedicated to helping people improve their outdoor living spaces by providing quality landscape products and exceptional customer service. Our vast inventory and service offerings – enhanced by the interaction between our Sod Farm, Landscape Supply, and Garden Center – demonstrate our capacity to bring your landscape vision into reality. We strive to be a convenient one-stop supplier and invaluable partner to our customers by offering the largest-variety and highest-quality plant and hardscape material in Chicagoland. Being located near your home or job site allows us the opportunity to provide exceptional, highly personalized customer service.

OUR VALUES

“Everybody Serves” - our clients and each other

We believe in the value of personal interaction with our customers. We genuinely care about understanding your needs so we can fully support them. We want your relationship with us to be much more than a purchase; we want you to feel good about your every experience with us.

We are dedicated to helping people improve and enjoy their outdoor surroundings and helping people benefit from being outdoors by providing quality landscape products, sound advice, and providing awareness of both the health and social benefits of being outdoors.

We appreciate and value our suppliers and enjoy building long-term relationships with those who share our commitment to quality products and service. Our supplier’s success is paramount to our success.

We believe in our people – in their individual gifts, knowledge, passion, and dedication to their work and to their customers. Lurvey is committed to supporting their needs by providing an enjoyable, rewarding environment and supportive place to learn and grow.



TABLE OF CONTENTS

8-13	LARGE LANDSCAPE PLANTS
14-29	SPECIMENS & ORNAMENTALS
30-49	BORDERS
50-57	HEDGES
58-67	LOW HEDGE & EDGING
68-71	CLIMBERS
72-79	FRAGRANCE
80-83	GROUNDCOVERS
84-87	WILDLIFE GARDENS
88-91	WINTER INTEREST
92-95	VARIEGATION
96-97	SEASONAL COLOR
98-107	PLANT INDEX

HOW TO USE THIS GUIDE

Whether you want to spruce up your existing landscape or design a whole new one, you'll find that our plant selections create the perfect landscape palette. Here are some tips to help you get the most out of this book, and get started on a more colorful, more eye-catching landscape:

1. Look for plants that provide a range of seasonal interest. We love roses and hydrangeas as much as you do, but the best landscapes incorporate a variety of plants that provide beauty throughout the year. Pick out some spring-blooming favorites, like forsythia, lilac, and Lenten rose, some summertime stunners like butterfly bush and Rose of Sharon, some fall fabulousness like viburnum and sweetspire, and of course, winter wonders like evergreens and winterberry holly.
2. Plant in multiples of odd numbers. Aside from the plants in the Large Plant and Specimens & Ornamentals sections, or unless you are planting a pair of shapely plants on either side of an entry, most things are best planted in groups of 3, 5, or 7. Take a look at some local landscapes you admire to see this principle in action.
3. Have trouble visualizing what the plants will look like around your home? Simply take a photo of your house, print it out in black and white, and roughly sketch in the shapes of the plants you like. It's an easy way to design your landscape and experiment with different possibilities.
4. No landscape? No problem! Many plants can be grown in decorative containers on balconies, patios, porches, and decks.



Look for drawings of a home, like the one above, for hints on how the plants may be positioned in your landscape for maximum enjoyment.



THE RIGHT PLANT, IN THE RIGHT PLACE

Gardening can be hard enough when you consider the variable weather in the Chicagoland area, so don't make it more complex by putting your beautiful new plant into the wrong place in your garden. It's important to take the time to thoroughly research and choose plants that are well suited to the desired planting location. Plants that are sited properly will establish quickly, have a strong and healthy root system, and be healthier plants. Strong and healthy plants growing in their ideal conditions are better equipped to handle problems and are less likely to become diseased or be susceptible to insect damage.

So how do you ensure that you have the right plant in the right place? Evaluate the conditions for both your local environment but also research the actual planting location by taking the following into consideration:

- 1. EXPOSURE** – Do you have sun, shade, or a little bit of both? How much sun does the location receive and how is that defined? Use a light meter or observe your garden for a few days during the summer to determine how much direct sun your plants will see. Objects in the landscape such as fences and other plants may shade areas you think receive full sun. The typical exposure definitions are below:
FULL SUN – (6) or more hours of direct sun
PART SUN – (4-6) hours of direct sun per day, including some afternoon sun
PART SHADE – (4-6) hours of direct sun per day, mostly before mid-day
SHADE – Less than (4) hours of direct sun, no afternoon sun
Using plants that are happiest with the amount of sun your garden receives is the first step to ensure success.
- 2. WATER** – Is your soil wet, dry, or normal? When testing the soil in the desired planting location, make sure to dig down to evaluate the soil. Dry mulch or soil at the surface can be deceiving! How the soil drains is also important. Dig a test hole 12" deep and fill it with water. If it takes more than 15 minutes to drain you may have drainage problems.
- 3. SURROUNDINGS** – Are there structures in the garden that might impact your plants? A brick wall might reflect heat making the garden hotter than similar gardens located elsewhere. Or a wall might provide a windbreak creating the perfect location for sensitive plants. If your water source is far away, planting items that need a lot of water might not be the best plan.
- 4. HARDINESS ZONE** – How cold can your plants go? Not all plants are created equal and some can't survive our cold Chicagoland winters. Be sure to check the hardiness zone of your potential new plant to be sure it will survive in our climate. Most of our area is considered Zone 5, meaning that our average annual minimum temperatures don't go below -20F.
- 5. PLANT HABIT** – Upright, mounding, spreading? What is the size and shape of the garden area you are trying to fill? Is it tall and skinny, low and wide, or something in between? Selecting plants that will fit into the open space, at maturity, will make maintaining your garden a whole lot simpler. Be patient, allow your plants to grow and fill in, and you will save yourself a lot of frustration.
- 6. MAINTENANCE** – How much time do you want to spend tending to your garden? If you are looking to devote a lot of time to maintaining your garden, high-maintenance plants will keep you on your toes all season long, but there are plenty of low-maintenance options available. It's always a good choice to place higher maintenance plants in locations that you will see often to remind you of when they need some love.

Now that you know what the environment of your garden has to offer, you can explore the plants that appeal to you and determine those that will thrive in that spot in your garden, ensuring that you will choose the right plant for the right place.

WHERE CAN I FIND OUT MORE ABOUT THE PLANTS IN THIS GUIDE?

PLANT INDEX

In this chart, you'll find a concise listing of every plant in this edition, along with all the information you need to grow your favorites successfully. To research just a few, find tall and wide-it gets, and more. Visit www.fairplay.com for even more information about these and other plants that we carry.

COMMON NAME	BOTANICAL NAME	USDA Zone	HEIGHT	WIDTH	LIGHT REQUIREMENTS				WATER	GROWING CONDITIONS	POLLINATOR
					Full Sun	Part Sun	Part Shade	Shade			
Do I Know											
White Pea	<i>Rosa carolina</i>	3	50'	35'		+		+		Pruning	+
Major I Know											
"Sensational" Maple	<i>Acer glabrum</i> 'Sensational'	3	30'	30'	+					Normal, full sun	12
Autumn Blaze® Maple	<i>Acer glabrum</i> 'Autumn Blaze'	3	30'	40'	+					Light soil	12
Starbloss® Maple	<i>Acer glabrum</i> 'Starbloss'	4	30'	40'	+			+		Light soil	12
"Sensational" Japanese Maple	<i>Acer palmatum</i> var. 'Sensational'	3	30'	30'	+	+	+			Normal	20
"Autumn Blaze" Japanese Maple	<i>Acer palmatum</i> var. 'Autumn Blaze'	3	30'	40'	+	+	+			Shrubby	21
"Sensational" Cultural Japanese Maple	<i>Acer palmatum</i> 'Cultural'	3	30'	30'	+	+	+			Shrubby	21
"Sensational" Japanese Maple	<i>Acer palmatum</i> var. 'Sensational'	3	30'	30'	+	+	+			Normal	20
Autumn Blaze® Red Maple	<i>Acer glabrum</i> 'Red Maple'	4	30'	40'	+					Light soil	12
Starbloss® Red Maple	<i>Acer glabrum</i> 'Starbloss'	4	30'	40'	+					Light soil	12
Starbloss® Japanese Maple	<i>Acer palmatum</i> 'Starbloss'	3	30'	30'	+	+	+			Normal	20
"Autumn Blaze" Japanese Maple	<i>Acer palmatum</i> var. 'Autumn Blaze'	3	30'	40'	+	+	+			Shrubby	21
"Sensational" Cultural Japanese Maple	<i>Acer palmatum</i> 'Cultural'	3	30'	30'	+	+	+			Shrubby	21
"Sensational" Japanese Maple	<i>Acer palmatum</i> var. 'Sensational'	3	30'	30'	+	+	+			Normal	20
Autumn Blaze® Red Maple	<i>Acer glabrum</i> 'Red Maple'	4	30'	40'	+					Light soil	12
Starbloss® Red Maple	<i>Acer glabrum</i> 'Starbloss'	4	30'	40'	+					Light soil	12
Starbloss® Japanese Maple	<i>Acer palmatum</i> 'Starbloss'	3	30'	30'	+	+	+			Normal	20
"Autumn Blaze" Japanese Maple	<i>Acer palmatum</i> var. 'Autumn Blaze'	3	30'	40'	+	+	+			Shrubby	21
"Sensational" Cultural Japanese Maple	<i>Acer palmatum</i> 'Cultural'	3	30'	30'	+	+	+			Shrubby	21
"Sensational" Japanese Maple	<i>Acer palmatum</i> var. 'Sensational'	3	30'	30'	+	+	+			Normal	20
Autumn Blaze® Red Maple	<i>Acer glabrum</i> 'Red Maple'	4	30'	40'	+					Light soil	12
Starbloss® Red Maple	<i>Acer glabrum</i> 'Starbloss'	4	30'	40'	+					Light soil	12
Starbloss® Japanese Maple	<i>Acer palmatum</i> 'Starbloss'	3	30'	30'	+	+	+			Normal	20
"Autumn Blaze" Japanese Maple	<i>Acer palmatum</i> var. 'Autumn Blaze'	3	30'	40'	+	+	+			Shrubby	21
"Sensational" Cultural Japanese Maple	<i>Acer palmatum</i> 'Cultural'	3	30'	30'	+	+	+			Shrubby	21
"Sensational" Japanese Maple	<i>Acer palmatum</i> var. 'Sensational'	3	30'	30'	+	+	+			Normal	20
Autumn Blaze® Red Maple	<i>Acer glabrum</i> 'Red Maple'	4	30'	40'	+					Light soil	12
Starbloss® Red Maple	<i>Acer glabrum</i> 'Starbloss'	4	30'	40'	+					Light soil	12
Starbloss® Japanese Maple	<i>Acer palmatum</i> 'Starbloss'	3	30'	30'	+	+	+			Normal	20
"Autumn Blaze" Japanese Maple	<i>Acer palmatum</i> var. 'Autumn Blaze'	3	30'	40'	+	+	+			Shrubby	21
"Sensational" Cultural Japanese Maple	<i>Acer palmatum</i> 'Cultural'	3	30'	30'	+	+	+			Shrubby	21
"Sensational" Japanese Maple	<i>Acer palmatum</i> var. 'Sensational'	3	30'	30'	+	+	+			Normal	20
Autumn Blaze® Red Maple	<i>Acer glabrum</i> 'Red Maple'	4	30'	40'	+					Light soil	12
Starbloss® Red Maple	<i>Acer glabrum</i> 'Starbloss'	4	30'	40'	+					Light soil	12
Starbloss® Japanese Maple	<i>Acer palmatum</i> 'Starbloss'	3	30'	30'	+	+	+			Normal	20
"Autumn Blaze" Japanese Maple	<i>Acer palmatum</i> var. 'Autumn Blaze'	3	30'	40'	+	+	+			Shrubby	21
"Sensational" Cultural Japanese Maple	<i>Acer palmatum</i> 'Cultural'	3	30'	30'	+	+	+			Shrubby	21
"Sensational" Japanese Maple	<i>Acer palmatum</i> var. 'Sensational'	3	30'	30'	+	+	+			Normal	20
Autumn Blaze® Red Maple	<i>Acer glabrum</i> 'Red Maple'	4	30'	40'	+					Light soil	12
Starbloss® Red Maple	<i>Acer glabrum</i> 'Starbloss'	4	30'	40'	+					Light soil	12
Starbloss® Japanese Maple	<i>Acer palmatum</i> 'Starbloss'	3	30'	30'	+	+	+			Normal	20
"Autumn Blaze" Japanese Maple	<i>Acer palmatum</i> var. 'Autumn Blaze'	3	30'	40'	+	+	+			Shrubby	21
"Sensational" Cultural Japanese Maple	<i>Acer palmatum</i> 'Cultural'	3	30'	30'	+	+	+			Shrubby	21
"Sensational" Japanese Maple	<i>Acer palmatum</i> var. 'Sensational'	3	30'	30'	+	+	+			Normal	20
Autumn Blaze® Red Maple	<i>Acer glabrum</i> 'Red Maple'	4	30'	40'	+					Light soil	12
Starbloss® Red Maple	<i>Acer glabrum</i> 'Starbloss'	4	30'	40'	+					Light soil	12
Starbloss® Japanese Maple	<i>Acer palmatum</i> 'Starbloss'	3	30'	30'	+	+	+			Normal	20
"Autumn Blaze" Japanese Maple	<i>Acer palmatum</i> var. 'Autumn Blaze'	3	30'	40'	+	+	+			Shrubby	21
"Sensational" Cultural Japanese Maple	<i>Acer palmatum</i> 'Cultural'	3	30'	30'	+	+	+			Shrubby	21
"Sensational" Japanese Maple	<i>Acer palmatum</i> var. 'Sensational'	3	30'	30'	+	+	+			Normal	20
Autumn Blaze® Red Maple	<i>Acer glabrum</i> 'Red Maple'	4	30'	40'	+					Light soil	12
Starbloss® Red Maple	<i>Acer glabrum</i> 'Starbloss'	4	30'	40'	+					Light soil	12
Starbloss® Japanese Maple	<i>Acer palmatum</i> 'Starbloss'	3	30'	30'	+	+	+			Normal	20
"Autumn Blaze" Japanese Maple	<i>Acer palmatum</i> var. 'Autumn Blaze'	3	30'	40'	+	+	+			Shrubby	21
"Sensational" Cultural Japanese Maple	<i>Acer palmatum</i> 'Cultural'	3	30'	30'	+	+	+			Shrubby	21
"Sensational" Japanese Maple	<i>Acer palmatum</i> var. 'Sensational'	3	30'	30'	+	+	+			Normal	20
Autumn Blaze® Red Maple	<i>Acer glabrum</i> 'Red Maple'	4	30'	40'	+					Light soil	12
Starbloss® Red Maple	<i>Acer glabrum</i> 'Starbloss'	4	30'	40'	+					Light soil	12
Starbloss® Japanese Maple	<i>Acer palmatum</i> 'Starbloss'	3	30'	30'	+	+	+			Normal	20
"Autumn Blaze" Japanese Maple	<i>Acer palmatum</i> var. 'Autumn Blaze'	3	30'	40'	+	+	+			Shrubby	21
"Sensational" Cultural Japanese Maple	<i>Acer palmatum</i> 'Cultural'	3	30'	30'	+	+	+			Shrubby	21
"Sensational" Japanese Maple	<i>Acer palmatum</i> var. 'Sensational'	3	30'	30'	+	+	+			Normal	20
Autumn Blaze® Red Maple	<i>Acer glabrum</i> 'Red Maple'	4	30'	40'	+					Light soil	12
Starbloss® Red Maple	<i>Acer glabrum</i> 'Starbloss'	4	30'	40'	+					Light soil	12
Starbloss® Japanese Maple	<i>Acer palmatum</i> 'Starbloss'	3	30'	30'	+	+	+			Normal	20
"Autumn Blaze" Japanese Maple	<i>Acer palmatum</i> var. 'Autumn Blaze'	3	30'	40'	+	+	+			Shrubby	21
"Sensational" Cultural Japanese Maple	<i>Acer palmatum</i> 'Cultural'	3	30'	30'	+	+	+			Shrubby	21
"Sensational" Japanese Maple	<i>Acer palmatum</i> var. 'Sensational'	3	30'	30'	+	+	+			Normal	20
Autumn Blaze® Red Maple	<i>Acer glabrum</i> 'Red Maple'	4	30'	40'	+					Light soil	12
Starbloss® Red Maple	<i>Acer glabrum</i> 'Starbloss'	4	30'	40'	+					Light soil	12
Starbloss® Japanese Maple	<i>Acer palmatum</i> 'Starbloss'	3	30'	30'	+	+	+			Normal	20
"Autumn Blaze" Japanese Maple	<i>Acer palmatum</i> var. 'Autumn Blaze'	3	30'	40'	+	+	+			Shrubby	21
"Sensational" Cultural Japanese Maple	<i>Acer palmatum</i> 'Cultural'	3	30'	30'	+	+	+			Shrubby	21
"Sensational" Japanese Maple	<i>Acer palmatum</i> var. 'Sensational'	3	30'	30'	+	+	+			Normal	20
Autumn Blaze® Red Maple	<i>Acer glabrum</i> 'Red Maple'	4	30'	40'	+					Light soil	12
Starbloss® Red Maple	<i>Acer glabrum</i> 'Starbloss'	4	30'	40'	+					Light soil	12
Starbloss® Japanese Maple	<i>Acer palmatum</i> 'Starbloss'	3	30'	30'	+	+	+			Normal	20
"Autumn Blaze" Japanese Maple	<i>Acer palmatum</i> var. 'Autumn Blaze'	3	30'	40'	+	+	+			Shrubby	21
"Sensational" Cultural Japanese Maple	<i>Acer palmatum</i> 'Cultural'	3	30'	30'	+	+	+			Shrubby	21
"Sensational" Japanese Maple	<i>Acer palmatum</i> var. 'Sensational'	3	30'	30'	+	+	+			Normal	20
Autumn Blaze® Red Maple	<i>Acer glabrum</i> 'Red Maple'	4	30'	40'	+					Light soil	12
Starbloss® Red Maple	<i>Acer glabrum</i> 'Starbloss'	4	30'	40'	+					Light soil	12
Starbloss® Japanese Maple	<i>Acer palmatum</i> 'Starbloss'	3	30'	30'	+	+	+			Normal	20
"Autumn Blaze" Japanese Maple	<i>Acer palmatum</i> var. 'Autumn Blaze'	3	30'	40'	+	+	+			Shrubby	21
"Sensational" Cultural Japanese Maple	<i>Acer palmatum</i> 'Cultural'	3	30'	30'	+	+	+			Shrubby	21
"Sensational" Japanese Maple	<i>Acer palmatum</i> var. 'Sensational'	3	30'	30'	+	+	+			Normal	20
Autumn Blaze® Red Maple	<i>Acer glabrum</i> 'Red Maple'	4	30'	40'	+					Light soil	12
Starbloss® Red Maple	<i>Acer glabrum</i> 'Starbloss'	4	30'	40'	+					Light soil	12
Starbloss® Japanese Maple	<i>Acer palmatum</i> 'Starbloss'	3	30'	30'	+	+	+			Normal	20
"Autumn Blaze" Japanese Maple	<i>Acer palmatum</i> var. 'Autumn Blaze'	3	30'	40'	+	+	+			Shrubby	21
"Sensational" Cultural Japanese Maple	<i>Acer palmatum</i> 'Cultural'	3	30'	30'	+	+	+			Shrubby	21
"Sensational" Japanese Maple	<i>Acer palmatum</i> var. 'Sensational'	3	30'	30'	+	+	+			Normal	20
Autumn Blaze® Red Maple	<i>Acer glabrum</i> 'Red Maple'	4	30'	40'	+					Light soil	12
Starbloss® Red Maple	<i>Acer glabrum</i> 'Starbloss'	4	30'	40'	+					Light soil	12
Starbloss® Japanese Maple	<i>Acer palmatum</i> 'Starbloss'	3	30'	30'	+	+	+			Normal	20
"Autumn Blaze" Japanese Maple	<i>Acer palmatum</i> var. 'Autumn Blaze'	3	30'	40'	+	+	+			Shrubby	21
"Sensational" Cultural Japanese Maple	<i>Acer palmatum</i> 'Cultural'	3	30'	30'	+	+	+			Shrubby	21
"Sensational" Japanese Maple	<i>Acer palmatum</i> var. 'Sensational'	3	30'	30'	+	+	+			Normal	20
Autumn Blaze® Red Maple	<i>Acer glabrum</i> 'Red Maple'	4	30'	40'	+					Light soil	12
Starbloss® Red Maple	<i>Acer glabrum</i> 'Starbloss'	4	30'	40'	+					Light soil	12
Starbloss® Japanese Maple	<i>Acer palmatum</i> 'Starbloss'	3	30'	30'	+	+	+			Normal	20
"Autumn Blaze" Japanese Maple	<i>Acer palmatum</i> var. 'Autumn Blaze'	3	30'	40'	+	+	+			Shrubby	21
"Sensational" Cultural Japanese Maple	<i>Acer palmatum</i> 'Cultural'	3	30'	30'	+	+	+			Shrubby	21
"Sensational" Japanese Maple	<i>Acer palmatum</i> var. 'Sensational'	3	30'	30'	+	+	+			Normal	20
Autumn Blaze® Red Maple	<i>Acer glabrum</i> 'Red Maple'	4	30'	40'	+					Light soil	12
Starbloss® Red Maple	<i>Acer glabrum</i> 'Starbloss'	4	30'	40'	+					Light soil	12
Starbloss® Japanese Maple	<i>Acer palmatum</i> 'Starbloss'	3	30'	30'	+	+	+			Normal	20
"Autumn Blaze" Japanese Maple	<i>Acer palmatum</i> var. 'Autumn Blaze'	3	30'	40'	+	+	+			Shrubby	21
"Sensational" Cultural Japanese Maple	<i>Acer palmatum</i> 'Cultural'	3	30'	30'	+	+	+			Shrubby	21
"Sensational" Japanese Maple	<i>Acer palmatum</i> var. 'Sensational'	3	30'	30'	+	+	+			Normal	20
Autumn Blaze® Red Maple	<i>Acer glabrum</i> 'Red Maple'	4	30'	40'	+					Light soil	

To keep the focus on the plants themselves and their landscaping roles, we've compiled all of the important details into a chart that starts on page 98. Here, you'll find hardiness zones, heights, growing habits, and more about every plant.

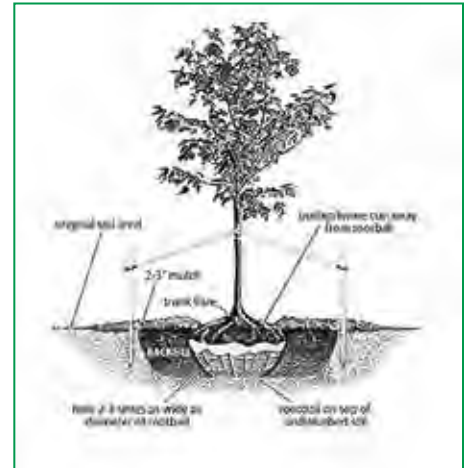
HOW TO READ OUR PLANT TAG



THE BASICS: A PLANTING GUIDE

1. Dig the hole 2-3 times as wide as the diameter of the rootball.
2. Do not plant too deep! The hole should be the current depth or slightly less than the soil level in the container or burlap ball. Depending on the soil type – plant as deep (or slightly less deep in poorly drained soils) as the height of the rootball.
3. Mix no more than 10% of the backfill with compost, peat moss, or other organic matter to help improve soil quality – Blend well!
4. Occasionally, staking may be required when planting on a slope, in sandy soil, or a windy, exposed location.
5. Add a 2-3" layer of mulch around the plant (never against the base of the trunk or over the trunk flare). This helps reduce water stress by retaining moisture, regulating soil temperature in winter, and controlling competition from grass and weeds.
6. Newly planted trees, shrubs, and perennials need special water attention for at least the first full year after planting. Once established supplemental watering may be needed in periods of drought.

Lurvey Pro Tip: Learn the type of soil in your yard and how it drains or holds water during each season. If your home was constructed in the past five years, your soil may be heavy, compacted clay that doesn't drain and watering times and frequency should be reduced by half. Dig a test hole 12" deep and wide and fill with water. If the hole doesn't fully drain within 15 minutes, you may have drainage problems that can lead to root rot.



Know what's below!
Call 811 BEFORE YOU DIG

RECOMMENDED SOIL AMENDMENTS

- One-Step Soil Conditioner
- Cotton Burr Compost
- Espoma Biotone Starter
- Bonide Root & Grow

THE BASICS: WATERING TIPS

1. **Water stress can result from either too much or too little water and is the #1 cause of poor plant growth and even death.** Keep in mind that symptoms of either type of water stress can look very similar.
2. The type of newly planted trees, shrubs, or perennials plus the time of year and temperature are all factors in determining how much water each plant will need. Learn the type of soil in your yard, how it drains or holds water.
3. Water the soil at the base of the plant where the roots are. Avoid using overhead sprinklers, except when watering lawns. Soaker hoses or spot irrigation is most effective, efficient, and economical.
4. Avoid shallow-rooted, wilt-prone plants and mildewed foliage with these TWO RULES when watering:
 - a. Water slowly and deeply rather than frequently and shallowly, to encourage deep root growth. Allow soil to dry slightly between watering, this will encourage roots to reach for water.
 - b. Water the ground, not the air or leaves. Very dry soil is slow to take up water so you may need to water one plant, go to the next and come back to the previous to be sure the water is able to soak into the ground.

Lurvey Pro Tip: Most trees and shrubs should receive 1" to 1.5" (5-10 gallons) of water per week during the growing season. If the plants do not receive rain, manual watering should be provided. A typical garden hose on low to medium pressure, on shower setting, will take about 5 minutes to produce 10 gallons of water.



WATERING VOLUME & FREQUENCY (PRIORITY: VOLUME OVER FREQUENCY)

TREES & SHRUBS:

AMOUNT OF EACH WATERING: 2-3 minutes with the hose on low to medium shower at the base or 1-1.5 hours with a soaker hose

FIRST MONTH: Check soil moisture daily by hand or moisture meter (water 2-3 times per week)


FIRST & SECOND SEASON: 1 time per week for the remainder of the growing season

PERENNIALS:

AMOUNT OF EACH WATERING: 30 seconds to 1 minute with the hose on a low shower at the base or 30-45 minutes with a soaker hose

FIRST TWO WEEKS: Check soil moisture daily (water 3-4 times per week)

FIRST & SECOND SEASON: 1 time per week for the remainder of the growing season




REMEMBER TO GIVE ALL PLANTS A DEEP WATERING JUST PRIOR TO THE GROUND FREEZING (around Thanksgiving), REGARDLESS OF THEIR AGE!

Lurvey Pro Tip: It is very important for your new plantings to be watered regularly. However, the type of soil and the weather conditions should determine how frequently and how much you water. Never water automatically or without first checking the soil to determine if watering is needed. To do this, use a trowel to test the moisture of your soil about 4-6 inches deep. If you find it is dry or only slightly damp, the plant should be watered. Sandy soils generally will need to be watered more frequently than clay soils.

ARE YOUR PLANTS LOOKING A LITTLE SAD?

Our plant health care specialists are here to help – in-store, over the phone, or online. Too little water or too much, insect damage or disease—our specialists can help diagnose what ails your plants. Once they've determined the cause of the issue they can give you a plant prescription to help get your plants back on track.



LURVEY PLANT RX

Our Plant Rx tool is available to you 24/7 on our website. Give us your contact information, tell us a little about the problems your plants are experiencing, and include some pictures for us to examine. Our plant health specialists will review your submission, contact you with any questions, and send you a plant prescription.



NOT SURE WHERE TO START?

Lurvey has you covered! We can provide the guidance you need to Embrace Your Space. Lurvey is known for our quality plants, pavers and natural stone, lighting, as well as outdoor living and garden accessories—supplying virtually all of your landscape needs. We are dedicated to helping people improve their outdoor surroundings by providing quality landscape products and exceptional customer service through our product specialists.

LURVEY CONNECT We have many different specialists to get you headed in the right direction. Make an appointment at the Lurvey Center to be matched with an experienced product specialist who will discuss your project and timeline and help you determine the best starting point.



LURVEY DESIGN SERVICES Are you ready to turn your ideas and dreams into reality? Whether your project is big or small our design staff can help you create your outdoor oasis. Combining your needs with our innovative expertise, our passionate and creative designers will help you discover a world of possibilities and hidden potential to expand your outdoor living space.



NEED TO GET IN TOUCH? FIND US WHERE YOU ARE!



FACEBOOK:

facebook.com/lurveysupply



INSTAGRAM:

@lurveylandscape



YOUTUBE:

youtube.com/lurveysupplyinglandscapes



PINTEREST:

@lurvey0517

EMAIL: info@lurveys.com

WEBSITE: www.lurvey.com



Home & Garden (Des Plaines)

2550 East Dempster Street
Des Plaines, IL, 60016
847-824-7411

LURVEY LANDSCAPE PROFESSIONAL LOCATIONS

Landscape Supply (Des Plaines)

2550 East Dempster Street
Des Plaines, IL, 60016
847-299-8333

Landscape Supply (Volo)

30560 North Russell Drive
Volo, IL, 60073
815-363-4420

Landscape Supply (Park City)

496 Old Skokie Highway
Park City, IL, 60085
847-249-7670

Landscape Supply (Arlington Heights)

1819 North Wilke Road
Arlington Heights, IL, 60004
847-255-5800



LURVEY IS AVAILABLE 24/7

Our website is always available and is loaded with information. Check out our products and services as well as a number of other resources including:

- Product Information
- Blogs
- Video Quick Takes

www.lurvey.com

LARGE LANDSCAPE PLANTS

LANDSCAPE MULTI-TASKERS PROVIDE ENVIRONMENTAL BENEFITS

Large trees significantly improve the ecosystem in our neighborhoods. These remarkable multi-taskers contribute by shading our homes, cleaning pollutants from the air, providing windbreaks, and abating noise. Majestic trees provide natural beauty and a sense of well-being to our communities, provide food and shelter for wildlife, and increase the value of our property! Plant a large tree in your landscape and they will continue providing benefits year after year.



EVERGREENS



'FAT ALBERT'



NORWAY

SPRUCE (Picea)

'FAT ALBERT' (P. pungens)

Compact, dense evergreen | Silvery-blue needles
Deer resistant

NORWAY (P. abies)

Durable, hardy, fast growing evergreen | Large deep green, soft needles

BLACK HILLS (P. glauca)

Dense evergreen | Medium sized | Slower growth rate

SERBIAN (P. omorika)

Tall and narrow evergreen | Average growth rate
Softer needles



BLACK HILLS



SERBIAN



CANADIAN HEMLOCK



'GREEN GIANT'

FIR (Abies concolor)

WHITE FIR

Beautiful and adaptable | Bluish-white color
Tolerates heavy clay soils | Narrow conical

HEMLOCK (Tsuga canadensis)

CANADIAN HEMLOCK

Tolerates partial shade | Soft needles | Deer tolerant
Needs well drained soils

ARBORVITAE (Thuja hybrid)

'GREEN GIANT'

Perfect for privacy or screening | Dark green, soft evergreen foliage | Disease free | Tolerates wide range of soils and light conditions



WHITE FIR

Did you know?

Evergreens drop their foliage too! As our weather and daylight change in the fall, evergreens are triggered to start dropping their needles.





AUTUMN BLAZE®



RED SUNSET®

MAPLE (Acer)

AUTUMN BLAZE® (A. x freemanii)
Stunning fall color | Rapid growth | Adaptable
Tolerates most soil types

REDPOINTE® (A. rubrum)
Ideal shade tree for home landscapes | Heat resistant
Bright red fall color

RED SUNSET® (A. rubrum)
Pronounced pyramidal form | Reliable red fall color

GINKGO (G. biloba)

'AUTUMN GOLD'
Unique fan-shaped leaves | Golden fall color
Fruitless | Tolerates clay soils



REDPOINTE®



'AUTUMN GOLD'

DAWN REDWOOD (*Metasequoia glyptostroboides*)

DAWN REDWOOD

Deciduous conifer | Delicate fern-like foliage | Shaggy red bark | Tall and narrow habit | Tolerates wet soils



DAWN REDWOOD



SHAWNEE BRAVE™

BALDCYPRESS

(*Taxodium distichum*)

SHAWNEE BRAVE™

Tall, narrowly pyramidal, deciduous conifer | Narrow, bright green leaves turn golden brown in fall | Prefers moist to wet soils | Tolerates wide range of soil conditions



LURVEY
FAVORITE

TRICOLOR

EUROPEAN BEECH

(*Fagus sylvatica*)

TRICOLOR

Colorful accent tree | Green, white, pink, and purple variegated foliage | Deer tolerant | Benefits from afternoon shade



'FORT MCNAIR'

RED HORSE CHESTNUT (*Aesculus x carnea*)

'FORT MCNAIR'

Very showy, pink and yellow panicle flowers in spring | Dense, medium size tree | Disease resistant



'VANDERWOLF'

LIMBER PINE (*Pinus flexilis*)

'VANDERWOLF'

Dense, narrow and compact pyramidal form | Twisted blue-green needles on very flexible branches



'CHANTICLEER'

CALLERY PEAR (*Pyrus calleryana*)

'CHANTICLEER'

Upright | White flowers in spring | Tolerant of urban conditions | Narrow

LARGE LANDSCAPE PLANTS

HONEYLOCUST (*Gleditsia triacanthos*)

SKYLINE

Shade tree valued for its delicate foliage appearance | Provides dappled shade | Tough and adaptable



MIYABE MAPLE (*Acer miyabei*)

STATE STREET®

Shade tree for smaller landscapes | Yellow fall color | Dense, uniform habit | Durable and adaptable

ELM (*Ulmus* hybrid)

TRIUMPH™

Large, vase-shaped shade tree with glossy green foliage | Disease resistant | Fast growing | Adaptable



OAK (*Quercus*)

RED OAK (*Q. rubra*)

Beautiful and artistic shade tree | Red fall color | Durable and extremely long lived

SWAMP WHITE OAK (*Q. bicolor*)

Large, easy to grow shade tree | Durable and long lived | Tolerates wet soil



LONDON PLANETREE (*Platanus x acerifolia*)

EXCLAMATION!®

Densely branched | Beautiful white and brown mottled bark | Tolerant of wide range of soils and conditions | Great for wildlife | Disease resistant



AMERICAN LINDEN (*Tilia americana*)

AMERICAN SENTRY®

Suitable for smaller yards and spaces | Fragrant flowers in spring | Leaves turn rich gold in fall | Midwest native | Resistant to Japanese Beetle





'ARMSTRONG'



'CUPRESSINA'

FREEMAN MAPLE (*Acer x freemanii*)

'ARMSTRONG'

Ideal for smaller home landscapes | Tall and narrow habit | Good fall color | Tolerates wet soils

EUROPEAN HORNBEAM (*Carpinus betulus*)

'FRANS FONTAINE'

Narrow, columnar habit ideal for smaller landscapes
Yellow fall color | Tolerates urban conditions

OAK (*Quercus* hybrid)

CRIMSON SPIRE™

Deep red fall color | Ideal for formal screening | Fast growing | Adaptable to most growing conditions
Dense foliage

NORWAY SPRUCE (*Picea abies*)

'CUPRESSINA'

Urban and boundary plantings where strong vertical accents are desired | Withstands snow loads
Evergreen

JAPANESE WHITE BIRCH (*Betula platyphylla*)

PARKLAND PILLAR™

Narrow, upright white birch | Dense, dark green foliage | Yellow fall color | Heat and drought tolerant
Tolerates urban conditions

Lurvey Pro Tip:

Deer may be adorable, but they can seriously damage your landscape. If you co-habitate with these furry friends, choose plants that are deer resistant. Deer have been known to eat these plants if they are super hungry, but they typically turn up their noses and find a different buffet!



'FRANS FONTAINE'



CRIMSON SPIRE™



PARKLAND PILLAR™

SPECIMENS & ORNAMENTALS

YOUR LANDSCAPE'S MOST STYLISH STATEMENT

Specimen plants are truly the living art pieces of the landscape and tend to be larger plants which are sited as single entities. Chosen for their incredible or dramatic structure, color or flower power, specimen plants make a dramatic statement that accentuates your architecture and design. Consider planting specimen plants in areas between windows, near a fireplace, in the center of a large bed, or to anchor the edge of your home. As you look through the following pages, note which ones you are personally drawn to. Whatever your taste or style, there is a specimen plant to fit your needs.



If you find yourself drawn to more than one plant, you don't have to pick just one! A specimen plant is a focal point of a portion of your landscape, so there's room for multiple specimens within one yard. For maximum impact, look for plants that are at peak at different times of the year so the focus shifts through the season. Don't forget about the back and sides of your home – specimen plants aren't just for the passersby. They can be a key part of your private retreat as well.



SWEETSHRUB (*Calycanthus* hybrid)
'APHRODITE'
 Sweet, spicy flower fragrance from red flowers in mid Summer | Blooms on old and new wood | Great gold fall color



SPRUCE (*Picea*)
'BIZON BLUE' (*P. pungens*)
 Bright blue foliage | Dwarf form | Conical shape
DWARF ALBERTA (*P. glauca*)
 Dense, compact pyramidal evergreen | Slow-growing
 MUGO PINE (*Pinus mugo*)
'SLOWMOUND'
 Dense, mounding evergreen | Very compact



Landscaping Tip:
 The strongly horizontal presence of dogwood is balanced by planting vertically growing 'Bizon Blue' and Dwarf Alberta Spruce. The interplay of greens and blues provides visual contrast year-round.

SPECIMENS & ORNAMENTALS

DOGWOOD (Cornus alternifolia)

PAGODA

Beautifully tiered horizontal branching habit | Prefers afternoon shade and rich, acidic soil | Native plant and bird friendly



PAGODA


SMOKEBUSH (Cotinus coggygria)

WINECRAFT BLACK®

Dwarf rounded habit, perfect fit for smaller landscapes | Dark red-purple leaves with flowers like puffs of smoke | Deer and rabbit resistant

GOLDEN SPIRIT®

Showy pale-pink smoke-like flowers | Bright lime foliage turns orange-red in fall



WINECRAFT BLACK®



GOLDEN SPIRIT®



COMPACT BURNING BUSH



IVORY HALO®

TATARIAN DOGWOOD (*Cornus alba*)

IVORY HALO®

Showy white variegated foliage | Creamy white flowers in spring | Brilliant red stems | Compact, hardy shrub



COMPACT HINOKI

FALSECYPRESS (*Chamaecyparis obtusa*)

COMPACT HINOKI

Compact version | Dense multi-stemmed evergreen
Distinctive and pyramidal form

WINGED BURNING BUSH (*Euonymus alatus*)

COMPACT BURNING BUSH

Great red fall color | Winged branches hold snow in the winter for an attractive ornamental feature
Tolerates sun to shade

Did you know?

Balled & Burlaped (B&B) plants are larger and typically only harvested in spring and fall. Once harvested, they can be planted any time during the growing season and are more tolerant of drought conditions. Container plants are much less heavy and easier to plant! For "do-it-yourself" gardeners or rooftop installations, container plants are the way to go! Potted plants will require a bit more water until established.

SPECIMENS & ORNAMENTALS

Meet one of the landscape's most versatile – and best-loved – flowering shrubs. Rose of Sharon can do so many different things in the landscape that it's hard to limit them to just one role. Whether you choose to plant yours as a stunning specimen, lush flowering hedge, or floriferous border plant, you can look forward to months of low-maintenance summer color for years to come.



ROSE OF SHARON (*Hibiscus syriacus*)

CHIFFON® SERIES

Large flowers with “powderpuff” centers | Graceful, elegant habit | Months of summer blooms

BLUE CHIFFON®

Semi-double, blue trumpet-shaped flowers with violet throats in mid-summer | Very adaptable to many soil conditions

LAVENDER CHIFFON®

Frippy, semi-double lavender-pink flowers in summer | Adaptable to many site conditions | Full sun

PINK CHIFFON®

Vase-shaped habit | Showy double pink flowers in summer | Very adaptable to many soil conditions

WHITE CHIFFON®

Large white anemone-like flowers with fringed centers in summer | Very adaptable to many soil conditions



AZURRI BLUE SATIN®

SATIN® SERIES

Pure, true colors | Graceful, elegant habit

AZURRI BLUE SATIN®

Large fuchsia flowers with bright red centers throughout summer | Seedless variety | Very adaptable to many soil conditions

ROSE SATIN®

Amazing blooms are pink with prominent burgundy blotch around center | Blooms summer through fall



ROSE SATIN®



'ARDENS'



'LUCY'



'MINERVA'



'WOODBIDGE'

ROSE OF SHARON (Hibiscus syriacus)

'ARDENS'

Extremely showy double lilac-purple flowers in summer | Very adaptable to many site conditions

'LUCY'

Smaller size Rose of Sharon | Double magenta-pink flowers

'MINERVA'

Light purple flowers with dark red center | Flowers mid-summer through fall

'WOODBIDGE'

Deep pink flowers with red center | Very adaptable to many soil conditions

SPECIMENS & ORNAMENTALS



FIRE LIGHT®



LIMELIGHT PRIME®



QUICK FIRE®

PANICLE HYDRANGEA (H. paniculata)

FIRE LIGHT®

Enormous white and pink blooms in mid-summer through fall | Blooms dry to brown for winter interest
Requires well-drained soils, but adaptable to many sites

LIMELIGHT PRIME®

Improved version of a longtime favorite | Sterile lime flowers turn white then antique pink and finally dry golden brown for winter interest | No bees

QUICK FIRE®

Blooms one month sooner than other panicle hydrangea | White blooms quickly fade to pink then rich rose

‘PINK DIAMOND’

White flowers quickly fade to deep pink | Blooms in partial shade



‘PINK DIAMOND’

OAKLEAF HYDRANGEA (*H. quercifolia*)

Fabulous fall color | The most shade tolerant hydrangea native to North America

'ALICE'

Showy flowers start milky white and fade to pink
Fragrant flowers | Interesting foliage with reliable burgundy fall color

'RUBY SLIPPERS'

Compact selection | Showy white flowers that quickly turn deep pink | Mahogany fall color

'SNOW QUEEN'

Showy white flowers fade to pink | Interesting foliage with reliable brick red fall color



Lurvey Pro Tip:

Make a bold statement in your shady areas with Oakleaf Hydrangea! These underused plants are very hardy in our area and put on an amazing show with huge flowers and great fall color!



SPECIMENS & ORNAMENTALS



AZALEA (Rhododendron hybrid)
'KAREN'
Clusters of bright lavender-pink blooms in spring
Hardy, compact broadleaf evergreen | May drop foliage in the midwest during extremely cold winters

FLOWERING CRABAPPLE (Malus hybrid)
SPARKLING SPRITE®
Pink buds open to fragrant white flowers | Top-grafted, compact selection | Persistent golden fruit turns orange | Yellow fall color

NINEBARK (Physocarpus opulifolius)
SUMMER WINE®
Multiple seasons of interest | Dark purple foliage
Clusters of flowers covering branches top to bottom
Attractive peeling bark

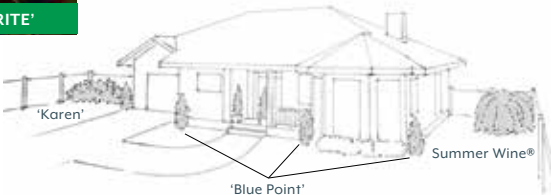


WINTERBERRY HOLLY (Ilex verticillata)
'RED SPRITE'
Naturally dwarf, deciduous holly with bright red berries | Requires male pollinator such as 'Jim Dandy' for berry production | Moist soils | Excellent when massed

JUNIPER (Juniperus chinensis)
'BLUE POINT'
Cool blue foliage | Naturally grows as a narrow column | North American native



Landscaping Tip:
'Blue Point' Juniper provides a vertical element to the landscape while 'Karen' Azalea and Summer Wine® Ninebark helps fill in corner spaces.



YOSHINO CHERRY (*Prunus subhirtella*)

SNOW FOUNTAINS®

Graceful weeping branches | Covered in cherry blossom flowers in spring | Disease and insect resistant



ARBORVITAE (*Thuja occidentalis*)

'YELLOW RIBBON'

Golden yellow tipped foliage | Compact size evergreen for smaller landscapes

ELDERBERRY (*Sambucus nigra*)

BLACK LACE®

Native | Dark black-purple cut leaves | Graceful wide spreading habit | Attracts wildlife

RED ELDERBERRY (*Sambucus racemosa*)

LEMONY LACE®

Chartreuse to golden colored lacy leaves | Deer resistant

Landscaping Tip:
Conical evergreens like 'Yellow Ribbon' Arborvitae are often planted on either side of a front door to provide a hint of formality to a home's entrance. In this case, the plants function more or less as mirror-image specimens of one another.



SPECIMENS & ORNAMENTALS

EASTERN REDBUD (Cercis canadensis)

LAVENDER TWIST®

Gracefully arching branches | Twisted trunk | Showy pink to purple flowers

‘RUBY FALLS’

Beautiful dark red-burgundy leaf | Magenta-pink flowers cover branches in early spring | Compact, weeping form

‘FOREST PANSY’

Spectacular early spring bloomer | Showy pink to purple flowers | Heart-shaped, deep purple leaves



Sonic Bloom® is a registered trademark of the Syngenta Group Company.

RE-BLOOMING WEIGELA (W. florida)

SONIC BLOOM® PINK

SONIC BLOOM® RED

Re-blooming | Pink or red trumpet-like blooms in clusters from spring to fall | Attracts pollinators
Mounded

Landscaping Tip:
Weigela has an elegant, arching habit that functions as an anchor to large beds. Select your favorite of the re-blooming Sonic Bloom® series for color that lasts much longer than conventional weigela.





RIVER BIRCH

EASTERN REDBUD (*Cercis canadensis*)

EASTERN REDBUD

A spectacular spring bloomer | Very showy pink to purple flowers held tightly on bare branches in early spring

THE RISING SUN™

Spring foliage emerges gold with peach edges | Hints of light green throughout the season

'ACE OF HEARTS'

Reddish pink, pea-like flowers in early spring | Grayish green foliage | Oval leaves turn yellow in fall | Dwarf selection



'ORANGEOLA'

JAPANESE MAPLE (*Acer palmatum*)

'ORANGEOLA'

Emerges tomato-orange in spring | Leaves are highly ornamental and turn outstanding shades of orange and scarlet in the fall

RIVER BIRCH (*Betula nigra*)

RIVER BIRCH

Pointy leaves turn an outstanding yellow in the fall | Peeling brown bark is extremely showy



EASTERN REDBUD



THE RISING SUN™



'ACE OF HEARTS'

SPECIMENS & ORNAMENTALS



FLOWERING CRABAPPLE (Malus hybrid)

ROYAL RAINDROPS®

Fragrant rose flowers | Deep purple foliage throughout the season | Fruits are showy red pomes carried in abundance from early to late fall

RED JEWEL™

Fragrant white flowers mid-spring | Fruits are showy cherry red pomes carried in abundance from early fall to late winter

CORALBURST®

Coral-pink flower buds before the leaves | Fruits are showy tomato-orange pomes carried in abundance from early fall to late winter

JAPANESE MAPLE (Acer palmatum)

'BLOODGOOD'

Attractive burgundy foliage which emerges deep purple in spring | Scarlet fall color | Subtle corymbs of red flowers rising above the foliage in mid-spring





'CRIMSON QUEEN'



'TAMUKEYAMA'



'JANE'



APPLE SERVICEBERRY

JAPANESE MAPLE (*Acer palmatum*)

'CRIMSON QUEEN'

Deep purple foliage which emerges crimson in spring
Shades of scarlet and orange in the fall

'TAMUKEYAMA'

Attractive burgundy foliage which emerges crimson in spring
Outstanding red fall color | Red samaras | Rough gray bark

MAGNOLIA (*M. hybrid*)

'JANE'

Large flowers with petals that are reddish-purple on the outside and white inside
Flowers tend to open later and avoid frost damage | Lightly scented fragrance
Coppery-bronze fall color

SERVICEBERRY (*Amelanchier x grandiflora*)

APPLE SERVICEBERRY

Grown for its highly ornamental fruit | Showy racemes of creamy white flowers | Leaves turn an outstanding yellow in the fall



Did you know?

Lurvey Select® plants are hand-tagged by our plant buying team. We travel throughout the country finding the best looking, hardiest specimen plants for all of our locations!

SPECIMENS & ORNAMENTALS



‘ROYAL STAR’

MAGNOLIA (M. stellata)

‘ROYAL STAR’

Fragrant white star-shaped flowers with yellow eyes
Leaves turn coppery-bronze in fall



VERNAL WITCHHAZEL



DOUBLEFILE

WITCHHAZEL (Hamamelis vernalis)

VERNAL WITCHHAZEL

Showy yellow flowers | Prized in the winter garden
Reliable gold fall color

VIBURNUM

DOUBLEFILE (V. plicatum tomentosum)

One of the highest quality garden shrubs available
Showy flat-topped clusters of white flowers in spring
followed by prominent red fruit | Good burgundy-red
fall color

BLACKHAW (V. prunifolium)

Showy creamy white flat-top flowers | Royal blue
fruits are held in abundance in spectacular clusters
from early fall to late winter



BLACKHAW



'GOLDEN GLORY'

CORNELIAN CHERRY DOGWOOD (*Cornus mas*)

'GOLDEN GLORY'

Clusters of yellow flowers from late winter to early spring before leaves emerge
Peeling brown bark adds an interesting dimension to the landscape

JAPANESE TREE LILAC (*Syringa reticulata*)

'IVORY SILK'

Showy plumes of fragrant creamy white flowers | Smooth dark red bark is unique in the landscape

EUROPEAN HORNBEAM (*Carpinus betulus*)

'FASTIGIATA'

Tightly pyramidal | Dark green foliage with yellow fall color | Smooth grey bark



'IVORY SILK'

Lurvey Pro Tip:

While planning your landscape, space your plants according to their expected width at maturity. Remember, the plants you are installing today are a fraction of the size they will be in the next 2, 5, or even 50 years!



'FASTIGIATA'

BORDERS

THE SUPPORTING CAST OF YOUR LANDSCAPE



DOUBLE PLAY DOOZIE®



SPIREA (Spiraea hybrid)

DOUBLE PLAY DOOZIE®

Deep purple-red emerging foliage transitions to light green | Clusters of purple-red to pink blooms in spring that continue through summer | Re-blooming Seedless Outstanding brick red fall color

NINEBARK (Physocarpus opulifolius)

SUMMER WINE®

Deep red-purple foliage | Hundreds of showy white flower clusters in late spring | Native to North America

PANICLE HYDRANGEA (H. paniculata)

BOBO®

Smothered with lacy white flowers in summer that soften to pink towards fall | Dwarf selection | Very hardy and reliable

PINKY WINKY®

Bold conical white flowers in mid to late summer which fade to a deep pink | Flowers are excellent for cutting or will dry to brown on plant for winter interest

SMOOTH HYDRANGEA (H. arborescens)

INVINCIBELLE WEE WHITE®

Dwarf, rounded selection with enormous white flower heads in summer held upright on sturdy stems | Blooms on new growth, prune back to a few inches above ground in early spring | Flowers turn pink in summer | Re-blooming

Some people call these foundation plants because they are traditionally used to cover or soften your house's foundation. You can count on this group of plants to beautify your landscape year-round. Unlike specimen plants, border plants are fun to mix and match – colors, shapes, sizes – to fill in the spaces between other landscape elements. Generally speaking, the border plants on these pages are going to be shorter than 5' and grow with a naturally appealing shape. The spaces in your landscape that can be filled by these border plants provide the perfect opportunity to explore your favorite plants (hydrangeas, anyone?!) or to experiment with something new and compelling.



BORDERS



LO & BEHOLD® 'PURPLE HAZE'

BUTTERFLY BUSH (Buddleia hybrid)

LO & BEHOLD® SERIES

Dwarf habit | Very, very long blooming | Non-invasive

LO & BEHOLD® 'PURPLE HAZE'

Showy purple spikes of flowers in late summer through fall | Attracts butterflies | Blooms on new wood

LO & BEHOLD® 'BLUE CHIP JR.'

Compact garden plant with showy spikes of deep blue flowers in late summer | Attracts butterflies | Blooms on new wood | Great for smaller spaces

'MISS RUBY'

Fragrant ruby-red flowers in late summer | Flowers on new wood | Attracts butterflies



LO & BEHOLD® 'BLUE CHIP JR.'



'MISS RUBY'

Lurvey Pro Tip:
Creating a Butterfly Garden

Many flowering plants will attract butterflies, but not all flowers are created equally. Selecting plants that will feed butterflies, while also encouraging them to create new generations, is your goal. Learn which plants to select.





Landscaping Tip:

Butterfly bush are excellent candidates for containers, since they bloom all summer long. Use pots with good drainage, as wet soil and butterfly bush definitely don't mix.




'MISS MOLLY'

BUTTERFLY BUSH (Buddleia hybrid)

'MISS MOLLY'

Showy panicles of fragrant hot pink flowers from mid-summer to mid-fall | Flowers are excellent for cutting | Attracts butterflies



'ROZANNE'

CRANESBILL (Geranium hybrid)

'ROZANNE'

Blue flowers with white eyes | Deeply cut, lobed palmate leaves are forest green in color | Foliage turns a gorgeous red in the fall

BORDERS



DWARF JAPANESE BARBERRY
(Berberis thunbergii)
‘CRIMSON PYGMY’
Reddish-purple foliage | Showy scarlet fruit
Outstanding dark red fall color



‘GOLDFLAME’

SPIREA (Spiraea japonica)
‘GOLDFLAME’
Clusters of hot pink flowers in summer | Foliage
emerges bright red and fades to yellow in summer
Outstanding deep red fall color



‘GOLDMOUND’

‘GOLDMOUND’
Stunning clusters of rose flowers in early summer
Bronze emerging foliage turns light gold in summer
Outstanding red fall color | Dwarf variety



Lurvey Pro Tip:
Pruning shrubs can encourage more flowers, better
leaf color and overall plant health.



'GOLDEN MOP'


FALSECYPRESS (*Chamaecyparis pisifera*)

'GOLDEN MOP'

Yellow thread-leaf foliage emerges gold in spring
Compact variety | Foliage turns lime green in fall
Evergreen



KNOCK OUT®



PINK KNOCK OUT®



DOUBLE KNOCK OUT®

Lurvey Pro Tip:

Roses have a reputation for being difficult to prune, but don't let their thorny stems intimidate you! It's important to prune roses at least once per year, but summer pruning will promote more flowers.



SHRUB ROSES (*Rosa* hybrid)

KNOCK OUT® SERIES

Easy to grow | Repeat blooming from spring until frost

KNOCK OUT®

Smothered in stunning lightly scented cherry-red flowers from late spring until frost | Burgundy fall color
Disease resistant shrub rose

PINK KNOCK OUT®

Hardy shrub rose with fragrant hot pink flowers from late spring until frost | Fruits are showy red hips displayed in late fall

DOUBLE KNOCK OUT®

Care-free landscape shrub rose | Lightly scented, double cherry-red flowers from late spring until frost
Deep purple fall color

BORDERS



CHARDONNAY PEARLS®



SHOW OFF®

SLENDER DEUTZIA (*D. gracillis*)

CHARDONNAY PEARLS®

White pearl buds open to fragrant clusters of white mockorange-like flowers in early summer | Chartreuse foliage all season | Deer resistant

FORSYTHIA (*F. x intermedia*)

SHOW OFF®

Brilliant yellow bell-shaped flowers in early spring along the branches | Flowers are excellent for cutting | Forest green foliage throughout the season

Landscaping Tip:

Spring flowering shrubs are irresistible, but be sure to mix them with other shrubs and perennials that flower at different times of the year to keep your landscape colorful and interesting all the way until frost.





'BRONX'



GARDENII



'MT AIRY'

FORSYTHIA (*F. viridissima*)

'BRONX'

Showy lemon-yellow bell-shaped flowers along branches in early spring before the leaves | Lime green foliage throughout the season

FOTHERGILLA (*F. gardenii*)

GARDENII

Compact ornamental shrub | Fragrant, creamy white, fuzzy bottlebrush flowers | Brilliant medley of yellow, red, and orange fall color

FOTHERGILLA (*F. major*)

'MT AIRY'

Showy spikes of fragrant white flowers in mid-spring before the leaves | Bluish-green foliage throughout the season | Leaves turn an outstanding scarlet in the fall

BORDERS



ROSE OF SHARON (*Hibiscus syriacus*)

LIL KIM® SERIES

Dwarf Rose of Sharon make perfect garden plants
Months of colorful blooms each summer

LIL' KIM® RED

Extremely showy rose-colored flowers with red centers and veins throughout summer | Very adaptable plant, but prefers full sun | Dwarf selection

LIL' KIM®

Bold shell pink trumpet-shaped flowers with a red blotch from mid-summer to early fall | Very adaptable plant, but prefers full sun



CRANESBILL (*Geranium sanguineum*)

'MAX FREI'

Masses of beautiful fuchsia flowers with white eyes from spring to mid-summer | Most effective when planted in groupings | Gorgeous red fall color



Landscaping Tip:
Use Lil' Kim® Kim Rose of Sharon in a decorative container to enhance and diversify your patio plantings.



'GUACAMOLE'

RHODODENDRON (R. hybrid)

'NOVA ZEMBLA'

Attractive broadleaf evergreen shrub with rich red flowers in spring | Prefers well-drained, highly acidic and organic soil



'NOVA ZEMBLA'

HOSTA

'GUACAMOLE' (H. hybrid)

Large heart-shaped chartreuse leaves with showy emerald-green variegation throughout the season | Dainty spikes of white bell-shaped flowers rising above foliage in mid-summer

'ELEGANS' (H. sieboldiana)

Dainty spikes of white bell-shaped flowers rising above the foliage in mid-summer | Enormous textured heart-shaped leaves emerge powder blue in spring



'ELEGANS'

Lurvey Pro Tip:

Add POPS of color into your landscape by planting early flowering bulbs into perennial beds, incorporating summer and fall annuals into garden beds and adding container plantings.



BORDERS



'ANNABELLE'

SMOOTH HYDRANGEA (*H. arborescens*)

'ANNABELLE'

Hardy, showy shrub with enormous ball-shaped white flowers in mid-summer | Flowers dry brown in late fall and provide winter interest | Best when pruned to a few inches from the ground in early spring | Blooms on new growth

VIRGINIA SWEETSPIRE (*Itea virginica*)

'HENRY'S GARNET'


Fragrant white flowers at the ends of the branches in early summer | Outstanding burgundy in the fall
Improved selection of native shrub

LITTLE HENRY®

Fragrant white flowers at the ends of the branches in early summer | Outstanding burgundy in the fall



'HENRY'S GARNET'



LITTLE HENRY®

Did you know?

In the Chicagoland area, Sweetspire are considered a die-back shrub, meaning they will die back to the ground most winters. Never fear, they will rebound quickly when the temperatures warm in late spring.



BIG LEAF HYDRANGEA (*H. macrophylla*)

ENDLESS SUMMER®

Enormous deep pink globe-shaped flowers turn blue in acidic soil | Prune only in summer after bloom

ENDLESS SUMMER® TWIST-N-SHOUT®

Showy lacecap flowers of pink or blue depending on soil pH | Showy burgundy fall color

SMOOTH HYDRANGEA (*H. arborescens*)

INVINCIBELLE MINI MAUVETTE®

Enormous deep pink-mauve flower heads in summer through mid-fall on strong stems | Prune to a few inches from ground in early spring for best flowering and shrub habit

Lurvey Pro Tip:

Team Pink or Team Blue? Very few plants allow you to change your mind on flower color after planting. Many hydrangeas allow you to do just that! Soil pH is the key to getting your perfect color.



BORDERS

PANICLE HYDRANGEA (H. paniculata)

FIRE LIGHT®

Enormous white and pink blooms mid-summer through fall | Blooms dry to brown for winter interest
Requires well-drained soils, but adaptable to many sites

LITTLE LIME®

This compact shrub is a smaller form of 'Limelight'
Large conical flower heads that start chartreuse and change to pink in the cooler, late-season weather, lasting into fall

BOBO®

Smothered with lacy white flowers in summer that soften to pink towards fall | Dwarf selection | Very hardy and reliable

LITTLE QUICK FIRE®

Dwarf version of first-to-bloom Quick Fire®
Hydrangea | Lacecap flowers start white and turn rich rose | Months of blooms | Flowers well in partial shade



Lurvey Pro Tip:
Hydrangeas are absolutely one of the most beautiful and easiest to grow plants! There's just one catch, you must know which type you are growing! There are 6 main types of hydrangea and they all need slightly different care.





TINY TUFF STUFF™



TUFF STUFF™ RED

MOUNTAIN HYDRANGEA (*H. serrata*)

TUFF STUFF™ SERIES

Hardier and more reliable than bigleaf hydrangea
Colorful lacecap flowers lend an informal look
Re-blooming

TINY TUFF STUFF™

Re-blooming shrub featuring showy white to light pink lacecap flowers with creamy centers | Flowers turn blue in acidic soil | Re-blooms on new and old wood | Deep green leaves turn burgundy in fall

TUFF STUFF™ RED

Re-blooming shrub featuring deep pink-red lacecap flowers with creamy centers | Flowers turn blue in acidic soil | Re-blooms on new and old wood | Deep green leaves turn burgundy in fall

TUFF STUFF™

Re-blooming shrub featuring showy white to light pink lacecap flowers with creamy centers | Flowers turn blue in acidic soil | Re-blooms on new and old wood | Deep green leaves turn burgundy in fall



TUFF STUFF™

BORDERS



CATMINT (*Nepeta x faassenii*)

‘WALKER’S LOW’

Masses of beautiful spikes of lightly scented royal blue flowers from late spring to early fall | Most effective when planted in groupings | Fragrant leaves remain grayish green in color throughout the season

ARBORVITAE (*Thuja occidentalis*)

‘GOLDEN GLOBE’

Distinctive landscape evergreen for color effect, featuring showy gold foliage all season | Forms a dense rounded ball shape without pruning | Turns harvest gold in fall



FALSE SPIREA (*Astilbe chinensis*)

‘VISIONS’

Masses of beautiful plumes of cherry red flowers from early to mid-summer | Most effective when planted in groupings

Lurvey Pro Tip:

Successful landscapes combine plants with complementary and contrasting growing seasons so the landscape never looks empty. While planning your landscape, create a chart of seasonal interest for each plant to ensure you have color and interest all year.





AMBER JUBILEE™

NINEBARK (*Physocarpus opulifolius*)

AMBER JUBILEE™

Showy clusters of white flowers | Attractive deciduous orange foliage with yellow veins and tinges of lime green which emerges yellow in spring | Turns an outstanding deep purple in the fall

TINY WINE®

Foliage emerges wine-red and matures to a deep reddish-purple | Contrasting showy white flowers in spring | Interesting peeling bark

LITTLE DEVIL™

Showy clusters of white flowers with shell pink overtones | Burgundy foliage throughout the season.

HOSTA (*H. hybrid*)

'PATRIOT'


Lavender bell-shaped flowers rising above the foliage in mid-summer | Heart-shaped leaves remain dark green in color with distinctive white edges throughout the season



TINY WINE®



LITTLE DEVIL™



'PATRIOT'

BORDERS



SPIREA (Spiraea hybrid)

DOUBLE PLAY DOOZIE®

Deep purple-red emerging foliage transitions to light green | Clusters of purple-red to pink blooms in spring that continue through summer | Re-blooming | Seedless | Outstanding brick red fall color

SPIREA (Spiraea japonica)


'MAGIC CARPET'

Foliage emerges bright red fading to yellow in summer | Showy flat-topped clusters of pink flowers in early summer | Deep red fall color

FRAGRANT SUMAC (Rhus aromatica)

'GRO-LOW'

Yellow flowers along the branches from early to mid-spring | Leaves turn an outstanding orange in the fall | Brick red fruits are held in clusters from late summer to late fall





FIRE CHIEF™



'DANICA'

ARBORVITAE (Thuja occidentalis)

Contributes shape, color, and texture to the garden
Maintains their shape without pruning | Native to North America | Shade tolerant

FIRE CHIEF™

Distinctive evergreen | Showy, red-tipped green foliage which emerges red in spring | Tends to be more greenish-orange when shaded

'DANICA'

Truly dwarf globe-shaped evergreen shrub | Slow growing Hardy and adaptable | Leaves remain emerald green throughout the winter

REBLOOMING DAYLILY (Hemerocallis hybrid)

'HAPPY RETURNS'

Features bold yellow trumpet-shaped flowers from late spring to late summer

'PARDON ME'

Fragrant, red flowers with bright green throat from early to late summer | Miniature, re-blooming | Salt tolerant | Rabbit resistant



'HAPPY RETURNS'



'PARDON ME'

BORDERS



WEIGELA (W. florida)

MIDNIGHT WINE®

Dwarf variety | Clusters of rose trumpet-shaped flowers with buttery yellow anthers in late spring
Attractive rich burgundy-purple foliage throughout the season

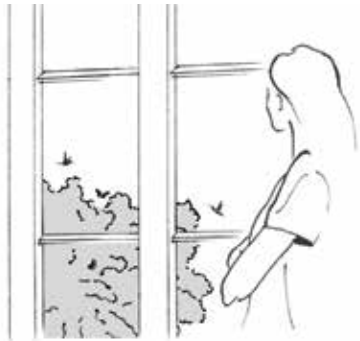
SPILLED WINE®

Low mounded variety with deep dark foliage that doesn't fade to green | Hot pink trumpet-shaped flowers attract hummingbirds in spring | Outstanding burgundy fall foliage

GLOBE ARBORVITAE (Thuja occidentalis)

MR. BOWLING BALL®

Dwarf evergreen shrub with unusual threadlike sage-green foliage | Requires no pruning to maintain rounded shape



Landscaping Tip:
Weigela attract hummingbirds and butterflies, so place them within view of a window so that you can enjoy the display whether indoors or out.



WEIGELA (W. florida)

WINE & ROSES®

Hot pink trumpet-shaped flowers along the branches in late spring | Attractive deep purple foliage throughout the season


'DARK HORSE'

Stunning clusters of pink trumpet-shaped flowers along the branches in late spring | Attractive dark green foliage edged in deep purple which emerges burgundy in spring | Attracts birds and butterflies

SMOOTH HYDRANGEA (H. arborescens)

INVINCIBELLE LIMETTA®

Dwarf, rounded selection features enormous lime green flower heads in early summer through mid-fall | Blooms fade to white over time and dry brown for winter interest



HEDGES

LIVING ARCHITECTURE FOR THE LANDSCAPE

Hedges are some of the hardest working plants in the garden, fulfilling the important role of providing privacy and enclosure. While this function is of particular importance in areas where neighbors are nearby, hedges have long been implemented in very large spaces to delineate separate areas or create a strong structural statement. Before we get to the plant listings, let's first dispel a few hedge myths. First, they needn't be evergreen. Though arborvitae (*Thuja* sp.) is probably the plant most people think of for screening properties, larger panicle hydrangeas like 'Limelight' make a fabulous flowering hedge, as do forsythia and viburnum. Second, they don't need to be tightly clipped and formal. Some of the nicest hedges are simply left to be themselves, with no pruning or trimming. Third, a hedge doesn't have to outline the entire yard – just three or more of the shrubs on the following pages can create a useful, effective hedge when placed strategically.





INCREDIBALL®

FORSYTHIA (F. hybrid)

SHOW OFF®

Brilliant yellow bell-shaped flowers in early spring along the branches | Flowers are excellent for cutting | Forest green foliage throughout the season



SHOW OFF®



Lurvey Pro Tip:

Nothing beats a fresh-cut flower arrangement, but did you know most landscapes have everything you need to make your own beautiful arrangement. Look around your garden for blooms, colorful twigs, colorful foliage, and trailing vines to bring indoors.

HEDGES



PANICLE HYDRANGEA (*H. paniculata*)

INCRÉDIBALL®

Enormous white blooms all summer long on sturdy stems that won't flop over | Rock-solid reliability | Best when pruned to a few inches from the ground in early spring

LITTLE LIME®

This compact shrub is a smaller form of 'Limelight'
Large conical flower heads that start chartreuse and change to pink in the cooler, late-season weather, lasting into fall

'LIMELIGHT'

Large, conical lime-green flowers with white overtones in mid-summer that fade to pink in fall
Excellent for cutting | Flowers dry brown for winter interest





PANICLE HYDRANGEA (*H. paniculata*)

LIMELIGHT PRIME®

Improved version of a longtime favorite | Sterile lime flowers turn white then antique pink and finally dry golden brown for winter interest | No Bees



Landscaping Tip:

Limelight Prime® Hydrangea is even better as a flowering hedge than the original 'Limelight', thanks to its sturdier stems. It pairs beautifully with Little Lime® Hydrangea for a lushly layered yet low maintenance hedge.

HEDGES



MESERVE HOLLY (*Ilex x meserveae*)
‘ROYAL FAMILY’
Self-pollinating combination of ‘Blue Prince’ & ‘Blue Princess’ | Berries emerge in fall and persist through winter | Evergreen



VIBURNUM (*V. dentatum*)
ARROWWOOD
Stunning creamy white flat-top flowers at the ends of the branches in late spring | Bluish-black berries attractive to birds from early to late fall | Outstanding deep purple fall color

PRIVET (*Ligustrum hybrid*)
GOLDEN VICARY
Common hedge shrub takes pruning exceptionally well | Colorful yellow foliage all season long | Needs full sun for best color

Landscaping Tip:
Privet got its name because it is so widely used to provide privacy around homes, particularly from the street. It can be trimmed into a formal shape or allowed to stay natural, depending on the look you are going for. If trimming, plan on doing so in late spring, after the new growth has emerged.





'SNOWMOUND'

SPIREA (*Spiraea nipponica*)

'SNOWMOUND'

Smothered in snow-white flowers in late spring held along gracefully arching branches

UPRIGHT YEW (*Taxus x media*)

'HICKS'

Dark green foliage which emerges light green in spring | Evergreen foliage remains dark green throughout the winter | Takes pruning well | Grows well in shade

CHINESE JUNIPER (*Juniperus chinensis*)

'SPARTAN'

Tall evergreen shrub with sharp needle-like deep green foliage | Interesting blue berries | Tall screen or hedge when planted in rows



'HICKS'



'SPARTAN'

HEDGES



'YELLOW RIBBON'



'GREEN GIANT'



EMERALD GREEN

ARBORVITAE (*Thuja occidentalis*)

'YELLOW RIBBON'

Golden yellow tipped foliage | Compact size evergreen for smaller landscapes

EMERALD GREEN

Narrow, upright evergreen with dense foliage held in vertical sprays remains bright green year-round
Hardy and adaptable | Takes pruning well

ARBORVITAE (*Thuja* hybrid)

'GREEN GIANT'

Upright evergreen that grows uniformly and is perfect for privacy or wind screening | Very resilient and resists ice and snow damage | Grows in almost any soil type

WEIGELA (*W. florida*)

WINE & ROSES®

Hot pink trumpet-shaped flowers along the branches in late spring | Attractive deep purple foliage throughout the season



WINE & ROSES®



'KARL FOERSTER'



'NORTHWIND'

REED GRASS (*Calamagrostis x acutiflora*)

'KARL FOERSTER'

Plumes of rose flowers above the foliage in mid-summer | Ornamental seed heads on showy plumes from late summer to late winter | Grassy green leaves turn tan in fall

SWITCH GRASS (*Panicum virgatum*)

'NORTHWIND'

Blue-green foliage with relatively fine texture | Great vertical habit | Brick-red seed heads on showy plumes from late summer to mid-fall | Foliage turns a gorgeous gold in fall



'HELMOND PILLAR'



'ORANGE ROCKET'



PURPLE PILLAR®

SPACE-SAVING HEDGES

These plants naturally grow with an upright and narrow habit that makes them perfect for using as a hedge where you can't afford to give up a lot of ground space.

BARBERRY (*Berberis thunbergii*)

'HELMOND PILLAR'

Upright, columnar habit with rich purple-red foliage | Clusters of yellow flowers in mid-spring | Ornamental scarlet fruit in early to late fall | Outstanding red fall color

'ORANGE ROCKET'

Rich scarlet red foliage emerges then fades to a soft orange-red | Brilliant crimson red fall color | Showy red fruits

ROSE OF SHARON (*Hibiscus* hybrid)

PURPLE PILLAR®

Naturally grows as a narrow column | Semi-double, purple blooms pack stems in summer | Continuous bloomer

Lurvey Pro Tip:

Ornamental grasses in the landscape have exploded in recent years. These beautiful additions need little care but will need to be cut back yearly.



LOW HEDGE & EDGING

SMALL STRUCTURES CAN GENERATE BIG DESIGN FEATURES



INVINCIBELLE LIMETTA®

Low hedges are used in the landscape as an elegant way to define space. They are smaller than traditional privacy hedges and are typically used to divide areas between planting beds, patios, and other landscape elements. Low hedges can provide a softer visual barrier between backyards than would a large screen or fence.

Edging plants are smaller in scale and are typically used to help keep turfgrass from creeping into the surrounding plantings and to provide demarcation from other landscape elements such as paths and planting beds.

Low hedge and edging plants create nice, clean lines that provide consistency and simplicity in a good landscape. The shrub suggestions on the following pages are all under 5 feet (or so) and can stand on their own in the landscape or be mixed with other plants.

SMOOTH HYDRANGEA (*H. arborescens*)

INVINCIBELLE LIMETTA®

Dwarf, rounded selection features enormous lime green flower heads in early summer through mid-fall. Blooms fade to white over time and dry brown for winter interest.



COTONEASTER (*C. hybrid*)

HESS

Dense, dark green foliage on 'herringbone' branches. Light red flowers in spring | Large brilliant red fruit in fall.

CHOKEBERRY (*Aronia melanocarpa*)

LOW SCAPE® MOUND

Compact, low mounded variety with glossy dark green leaves | Showy white flowers in spring | Brilliant red fall foliage contrasts the dark purple-black fruit. Very adaptable.



BARBERRY (*Berberis thunbergii*)

'GOLDEN NUGGET'

Compact habit of growth and ravishing tiny golden leaves that retain their color all season | Outstanding orange fall color.

LOW HEDGE & EDGING

BUTTERFLY BUSH (Buddleia sp.)

PUGSTER® SERIES

Dwarf plants with huge flowers | Very fragrant
and long blooming | Deer resistant

PUGSTER® AMETHYST

PUGSTER® BLUE

PUGSTER® PINK

PUGSTER® PERIWINKLE



PUGSTER® AMETHYST



PUGSTER® PINK



PUGSTER® PERIWINKLE



PUGSTER® BLUE

BOXWOOD (*Buxus* hybrid)

‘GREEN MOUNTAIN’

Compact, broadleaf evergreen with a pyramidal shape | Great accent hedge or garden detail plant
Very hardy

‘GREEN VELVET’

Broadly mounded broadleaf evergreen that takes pruning exceptionally well | Very versatile in the landscape

LADY’S MANTLE (*Alchemilla mollis*)

LADY’S MANTLE

Subtle chartreuse flowers at the ends of the stems from early to mid-summer | Crinkled round leaves with scalloped edges remain lime green throughout the season | Dense perennial with a mounded form



‘GREEN MOUNTAIN’



LADY’S MANTLE



‘GREEN VELVET’

Lurvey Pro Tip:

Protect your boxwood from drying winter winds. Damage typically occurs in our area when the ground is frozen and winter winds blow across the foliage. Unfortunately, this causes leaves to transpire moisture and not be able to replenish water from the frozen ground. You can protect evergreens by giving them a deep watering just prior to the ground freezing and either wrapping them in burlap or using an anti-transpirant spray in late fall.

LOW HEDGE & EDGING



PANICLE HYDRANGEA (*H. paniculata*)

LITTLE LIME®

This compact shrub is a smaller form of 'Limelight'
Large conical flower heads that start chartreuse and change to pink in the cooler, late-season weather, lasting into fall

FALSE SPIREA (*Sorbaria sorbifolia*)

'SEM'

Compact rounded shrub | Foliage emerges with rich shades of pink and red fading to a cheery chartreuse with rich autumn tones | Showy white plumes of flowers in summer | Outstanding coppery-bronze fall color

GROUNDCOVER ROSE (*Rosa* hybrid)

FLOWER CARPET® PINK SUPREME

Lovely hot pink blooms from late spring through frost
Resistant to black spot and mildew | Heat tolerant
Spreading shrub rose



MESERVAE HOLLY (*Ilex meserveae*)

EMERALD MAGIC®

Male selection which does not produce fruit | One of the hardiest evergreen hollies | Spiny blue-green foliage that turns burgundy in late fall and winter | Pollinator for other female holly

WEIGELA (*W. florida*)

SPILLED WINE®

Low mounded variety with deep dark foliage that doesn't fade to green | Hot pink trumpet-shaped flowers attract hummingbirds in spring | Outstanding burgundy fall foliage

SPREADING YEW (*Taxus x media*)

TAUNTON'S

Versatile evergreen shrub with a densely compact, spreading habit | Dark green summer foliage | Tolerates pruning and shade well | Resistant to winter burn



GOATSBEARD (*Aruncus hybrid*)

'CHANTILLY LACE'

A part-shade loving selection that produces lovely sprays of lacy, butter-cream flowers | Deer resistant and drought tolerant

HAKONE GRASS (*Hakonechloa macra*)

'ALL GOLD'

Dense herbaceous perennial grass with shapely form and gracefully arching stems | Attractive grassy leaves are gold in color

LOW HEDGE & EDGING



AZALEA (Rhododendron hybrid)
'ROSEBUD'
Lovely pink buds unfurl to reveal double pink blooms with rich red centers that cover this azalea in mid-spring | Glossy narrow leaves turn an outstanding yellow in the fall

'STEWARTSTONIAN'
Abundant hot red flowers in spring over glossy dark green semi-evergreen foliage

RHODODENDRON (R. hybrid)
'PJM'
Evergreen shrub with showy purple-pink flowers in spring and a compact upright habit



Lurvey Pro Tip: Winter winds can be very drying to evergreen plants. Utilize anti-desiccant or anti-transpirants to help your broadleaf evergreens, like azaleas and boxwood, retain their moisture throughout the winter.



AZALEA (Rhododendron hybrid)

'KAREN'

Stunning variety with clusters of bright lavender-pink blooms | Hardy and dense compact shrub | Evergreen

'DELAWARE VALLEY WHITE'

Dense clusters of snow-white blooms, some semi or double, cover this azalea in mid to late spring

KOREAN AZALEA (Rhododendron yedoense)

KOREAN

Lavender to rose-purple flowers in spring | Orange-red foliage in autumn | Evergreen during mild winters

Did you know?

Botanically speaking, all azaleas are Rhododendron, but not all Rhododendron are azaleas. The plants that we consider proper rhododendrons have large, leathery evergreen foliage and flowers typically borne in orb-like clusters. Azaleas are typically smaller in overall size, foliage may be evergreen or deciduous and have loose clusters of 3-5 flowers.

LOW HEDGE & EDGING

SPIREA (Spiraea hybrid)

DOUBLE PLAY DOOZIE®

Deep purple-red emerging foliage transitions to light green | Clusters of purple-red to pink blooms in spring that continue through summer | Re-blooming
Seedless | Outstanding brick red fall color

ALPINE CURRANT (Ribes alpinum)

'GREEN MOUND'

Compact and upright, densely branched shrub with leaves to the ground | Excellent low formal border
Takes pruning extremely well | Tough and adaptable
Yellow fall color

VIBURNUM (V. trilobum)

COMPACT AMERICAN CRANBERRY BUSH

Showy clusters of pure white pinwheel flowers in spring
Brilliant red fruit from summer through late winter
Outstanding yellow fall color | Hardy and adaptable



DOUBLE PLAY DOOZIE®



'GREEN MOUND'



COMPACT AMERICAN CRANBERRY BUSH



'TOR'

BIRCHLEAF SPIREA (*Spiraea betulifolia*)

'TOR'

Tiny white flowers appearing atop a compact, rounded shrub | Fall color is a showy mix of red, yellow, and copper

SPREADING YEW (*Taxus x media*)

'DENSE'

An ideal landscape shrub with a dense, wide-spreading habit | Bright green emerging foliage turns dark green in summer | Takes pruning very well | Does well in dense shade

GROUNDCOVER ROSE (*Rosa* hybrid)

RED DRIFT®

Blanket of deep green foliage punctuated with multiple bright red blooms late spring through frost | Ground-hugging habit of growth | Easy to grow



'DENSE'



RED DRIFT®

CLIMBERS

DEVELOP VERTICAL SPACE IN THE LANDSCAPE

Using climbing plants can magically transform and soften hard or unsightly surfaces while also creating textural backdrops for other plants. In addition to walls, use climbing plants to cover fences, pergolas, arbors, and railings with beautiful living colors!

CLEMATIS (C. hybrid)

'VIVA POLONIA'

Easy to grow, free flowering variety | Large red blooms with white stripes that form a star | Perfect for garden walls, patios, and containers

SWEET AUTUMN

Dainty, star-like creamy white flowers are sweetly scented and completely cover this vigorous vine late in the season

JACKMAN

Endless waves of rich velvet-blue flowers throughout the season | Tough, hardy and thrives on neglect

SAPPHIRE INDIGO™

Prolific sapphire-blue blooms from summer to early fall | Easy to train onto low fences or small arbors
Plant to cascade down small slopes or dangle off retaining walls like a groundcover



'VIVA POLINA'



SWEET AUTUMN



JACKMAN



SAPPHIRE INDIGO™



CLIMBING ROSE (Rosa hybrid)

'ZEPHIRINE DROUHIN'

Wonderfully scented, deep rose-pink blooms | Flowers freely and almost continuously | Virtually thornless

'DON JUAN'

Stunning double red blooms with an intoxicating fragrance | Bushy, well branched climber | Blooms in flushes throughout the season



CLEMATIS (C. hybrid)

HAPPY JACK® PURPLE

Free flowering variety with velvety plum-purple blooms from mid-summer into fall

'SWEET SUMMER LOVE'

Deep cranberry-purple blooms with butter-cream centers | Great repeat bloomer from early summer to fall



CLIMBERS

HONEYSUCKLE (*Lonicera* hybrid)

‘GOLDFLAME’ (*L. x heckrottii*)

Purple to deep-pink buds open to sweetly fragrant, golden-yellow, tubular flowers throughout summer
Excellent for trellis, arbors, or fencing | Can be pruned into a dense shrub if preferred

‘SCENTSATION’ (*L. periclymenum*)

Native, non-invasive honeysuckle | Fruit-scented yellow and cream flower clusters that bloom over a long period | Deer resistant

‘MAJOR WHEELER’ (*L. sempervirens*)

Bright coral red tubular flowers with orange throats all season | Easy to grow

BOSTON IVY (*Parthenocissus tricuspidata*)

BOSTON IVY

Very attractive dark green, three-lobed leaves turn orange and red in fall | Small dark blue berries
Self-clinging | Very tough and adaptable | Vigorous



‘GOLDFLAME’



‘SCENTSATION’



BOSTON IVY



‘MAJOR WHEELER’



BALBOA SUNSET®

TRUMPET VINE (*Campsis radicans*)

BALBOA SUNSET®

Intense clusters of up to a dozen luxurious scarlet red blooms with orange overtones from early spring through early fall | Grows quickly and covers by self-clinging | Yellow fall color

VIRGINIA CREEPER (*Parthenocissus quinquefolia*)

RED WALL®

Tough and hardy vine for screening | Interesting five-lobed green leaves turn blazing red in fall | Small blue berries | Self-climbing

WISTERIA (*W. macrostachya*)

'BLUE MOON'

Highly tolerant to cold and features stunning chains of lavender flowers blooming three times a year | Can grow quite woody, needs ample support and full sun

HYDRANGEA (*H. anomala* v. *petiolaris*)

CLIMBING HYDRANGEA

Attractive, fragrant white lacecap-like flowers in mid-summer | Self-clinging vine | Glossy green, heart-shaped leaves



'BLUE MOON'



RED WALL®



CLIMBING HYDRANGEA

Did you know?

Growing up, rather than out is a great way to create dimension in your landscape. Consider incorporating a trellis, arbor, or pergola.



FRAGRANCE

ACTIVATE ALL SEVEN SENSES IN THE GARDEN





AT LAST®

Every landscape should include at least one fragrant plant to enjoy and because they come in every shape and size, they can be easily introduced into any landscape design. Select a few from the following suggestions and place them near a window, doorway, or patio so you can enjoy their aroma throughout their flowering season.

SHRUB ROSE (Rosa hybrid)

AT LAST®

Stunning bright orange, fragrant blooms appear continuously from late spring through frost
Good disease resistance | Easy to grow shrub rose



'BLUE WONDER'

CATMINT (Nepeta x faassenii)

'BLUE WONDER'

Masses of lightly-scented royal blue spiky flowers from late spring to early fall | Fragrant grayish green foliage | Shear spent blooms to promote re-bloom
Attracts pollinators | Deer resistant

SWEETSHRUB (Calycanthus hybrid)

'APHRODITE'

Fragrant red spider-like flowers with dark red eyes and a buttery yellow ring from mid-summer to early fall | Outstanding gold fall color



'APHRODITE'

FRAGRANCE



ORIENTAL LILY (*Lilium hybrid*)

‘STARGAZER’

Boldly fragrant | Crimson trumpet-shaped flowers with pink over tones, white throats and edges at the ends of the stems in late summer



SWEETSPIRE (*Itea virginica*)

LITTLE HENRY®

Fragrant white flowers at the ends of the branches in early summer | Outstanding burgundy in the fall

CHEDDAR PINK (*Dianthus gratianopolitanus*)

‘FIREWITCH’

A robust variety bearing single, fuchsia flowers in late spring to early summer | Cushion of blue-green, grass-like leaves | Mild, clove-like, spicy fragrance



Lurvey Pro Tip:

Getting pollen on your clothes is par for the course in gardening. Don't brush the pollen off your clothing, instead try using tape to pull off the pollen and avoid the stain!



VANILLA SPICE®



'RUBY SPICE'



'DAVID'



'SWEET SUMMER LOVE'

CLEMATIS (C. hybrid)

'SWEET SUMMER LOVE'

Deep cranberry-purple blooms with butter-cream centers | Great repeat bloomer from early summer to fall

SUMMERSWEET (Clethra alnifolia)

VANILLA SPICE®

Extra-large vanilla scented summer blooms | Shade tolerant Native shrub | Excellent yellow fall color

'RUBY SPICE'

One of the most fragrant of all garden shrubs with showy spikes of sweetly scented deep pink flowers bloom in late summer | Outstanding harvest gold fall color

GARDEN PHLOX (P. paniculata)

'DAVID'

Fragrant conical white star-shaped flowers from early summer to early fall | Flowers are excellent for cutting

FRAGRANCE



LILAC (Syringa)

'MISS KIM' (S. patula)

Showy, fragrant panicles of light lavender-pink flowers in spring | Crinkled, dark green summer foliage | Deep purple fall color

DWARF KOREAN (S. meyeri)

Spikes of fragrant lilac-pink flowers in late spring | Dark green foliage

REBLOOMING LILAC (Syringa hybrid)

BLOOMERANG® DARK PURPLE

Dwarf hybrid with large dark purple buds in mid spring
Buds open to deep purple-lilac colored, fragrant flowers | Will bloom again in mid to late summer and continuing through frost | Deer resistant





VIBURNUM (*V. carlesii*)

Deliciously fragrant flowers in spring

KOREANSPICE

One of the most fragrant of all shrubs | Intoxicatingly sweet-smelling ball-shaped clusters of pinkish-white flowers in early spring | Outstanding shades of red and burgundy in the fall | Black fruits

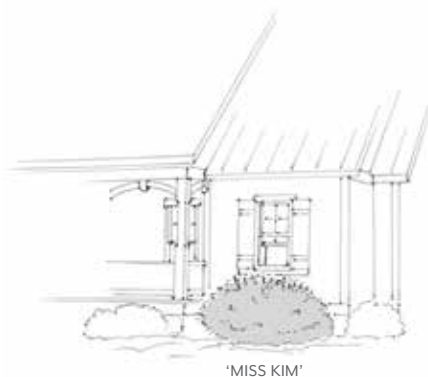
COMPACT KOREANSPICE

A smaller and dense mounded shrub with small intoxicatingly fragrant white flowers | Blue berries in summer

VIBURNUM (*V. hybrid*)

JUDD

Showy clusters of fragrant white flowers in early spring | Dark green summer foliage turns an outstanding deep purple in fall



Landscaping Tip:

Plant fragrant flowering shrubs near a window or doorway so that the scent can waft into your home with the breeze.



FRAGRANCE



'MUNSTEAD'

LAVENDER (*Lavandula angustifolia*)

'MUNSTEAD'

Masses of beautiful spikes of fragrant purple flowers from early to late summer | Excellent for cut flowers
Attractive grayish green fragrant foliage that turns coppery-bronze in fall

MAGNOLIA (*M. stellata*)

'ROYAL STAR'

Fragrant star-shaped snow-white flowers in early spring | Compact, upright, fast growing | Coppery-bronze fall color



'ROYAL STAR'

SHRUB ROSE (*Rosa hybrid*)

JULIA CHILD™

Stunning fragrant buttery-yellow flowers from late spring to early fall | Perfectly rounded habit
Superior glossy leaves and great disease resistance
Exceptional shrub rose

Did you know?

Many of the hybrid roses have been developed for their flowers and disease resistance, but not for fragrance. If you're looking for a rose that has it all consider varieties like 'At Last' and 'Julia Child'.



JULIA CHILD™



COMMON LILAC (*Syringa vulgaris*)

'PRESIDENT GREVY'

Spring blooming French hybrid features exquisitely scented double blue flowers in upright panicles

'CHARLES JOLY'

Fragrant double purple-red flowers in upright panicles | Ideal for screening

BEAUTY OF MOSCOW

One of the most fragrant of all garden shrubs | Showy spikes of sweetly scented deep pink flowers in late summer

'MONGE'

Showy panicles of fragrant bright purple in mid-spring

Lurvey Pro Tip:

Don't throw your plant tags away after planting, they are a great resource for the future! It's the best way to remember what you planted in case you want to add to your garden or need to replace a plant.

GROUNDCOVERS

A LUSH ALTERNATIVE TO MULCH



YUKI CHERRY BLOSSOM®

Groundcovers are plants that spread to cover the ground, will help keep down weed growth, and prevent soil erosion. Most gardeners are familiar with Pachysandra and Vinca, but there are many other durable, low maintenance, spreading shrubs and perennials that can also perform this function. Consider these plants for the ground cover function in your landscape.



'BURGUNDY GLOW'



'GREEN CARPET'



PURPLELEAF WINTERCREEPER



'DART'S BLUE'



'EMERALD BLUE'



RUSSIAN STONECROP

DEUTZIA (*D. hybrid*)

YUKI CHERRY BLOSSOM®

Smothered in bell-shaped blooms of pink or white in spring | Purple fall color | Very tough and durable
Deer resistant

BUGLEWEED (*Ajuga reptans*)

'BURGUNDY GLOW'

Dense, herbaceous evergreen perennial with a ground-hugging habit | Small crinkled round leaves emerge dark brown in spring then turn emerald-green with showy creamy-white variegation with tinges of purple

JAPANESE SPURGE (*Pachysandra terminals*)

'GREEN CARPET'

A popular evergreen groundcover | Exceptional performance in deep shade | Interesting white flowers in spring

EUONYMUS (*E. fortunei*)

PURPLELEAF WINTERCREEPER

Groundcover or climbing vine with shiny green evergreen foliage that turns a beautiful purple in winter

PERIWINKLE (*Vinca minor*)

'DART'S BLUE'

Herbaceous evergreen perennial with masses of beautiful blue flowers with white eyes in mid-spring to early summer | Dark green summer foliage | Grows best in partial shade

CREeping PHLOX (*P. subulata*)

'EMERALD BLUE'

Stunning lavender star-shaped flowers from early to late spring | Needle-like, emerald-green foliage year-round | Ground-hugging habit | Best show when planted in masses

STONECROP (*Sedum kamtschaticum*)

RUSSIAN STONECROP

Stunning yellow star-shaped flowers with orange eyes from early to mid-summer | Drought tolerant | Dense semi-evergreen herbaceous perennial

Lurvey Pro Tip:

Not sure how many plants you need for your garden space? Our Planting Cheat Sheet is the perfect tool to help you determine your needs.



GROUNDCOVERS



CHOKEBERRY (*Aronia melanocarpa*)
LOW SCAPE® MOUND
 Compact, low mounded variety with glossy dark green leaves | Showy white flowers in spring | Brilliant red fall foliage contrasts the dark purple-black fruit
 Very adaptable

FRAGRANT SUMAC (*Rhus aromatica*)
‘GRO-LOW’
 Yellow flowers along the branches from early to mid-spring | Leaves turn an outstanding orange in the fall
 Brick red fruits are held in clusters from late summer to late fall

COTONEASTER (*C. hybrid*)
HESS
 Dense, dark green foliage on ‘herringbone’ branches
 Light red flowers in spring | Large brilliant red fruit in fall

GROUNDCOVER ROSE (*Rosa hybrid*)
RED DRIFT®
 Blanket of deep green foliage punctuated with multiple bright red blooms late spring through frost
 Ground-hugging habit of growth | Easy to grow

WINTERCREEPER (*Euonymus fortunei*)
‘EMERALD GAITY’
 Pronounced white-variegated green leaves
 Color accent for almost any screening application
 Evergreen

WEIGELA (*W. florida*)
SPILLED WINE®
 Low mounded variety with deep dark foliage that doesn’t fade to green | Hot pink trumpet-shaped flowers attract hummingbirds in spring | Outstanding burgundy fall foliage



SPREADING JUNIPER (*Juniperus chinensis*)

'KALLAY'S COMPACT'

A very horizontal and compact form of Pfitzer Juniper
Richly green and extremely soft foliage | Evergreen

DWARF JAPANESE GARDEN

Dense mound of ground-hugging branches | Bright
green new growth turns blue-green | Winter color has
purple tinge | Evergreen

'DAUB'S FROSTED'

Attractive blue-green, evergreen foliage that emerges
with a yellowish tint on pendulous branch tips

LILYTURF (*Liriope muscari*)

'SILVERY SUNPROOF'

Tufted grass like perennial that features a clump of
arching, glossy, dark green and gold striped leaves
Powdery lilac-blue flower spikes in late summer

HOSTA (*H. hybrid*)

'FRANCEE'

Dainty spikes of lilac-purple bell-shaped flowers rising
above the foliage in mid-summer | White variegated
leaves

SPOTTED DEAD NETTLE (*Lamium maculatum*)

'PINK PEWTER'


Pewter-silver leaves with dark green edges | Short
spiked pink flowers that bloom from May through
September



WILDLIFE GARDENS

ATTRACT POLLINATORS TO INCREASE THE GARDEN'S POTENTIAL

Planting your garden with the purpose of providing sanctuary and food sources for wildlife will bring years of enjoyment for you and your animal friends! These plants are particularly well-suited to welcoming bees, butterflies, birds, deer, and are worthy of a great position in your landscape.



BEEBALM (*Mondara didyma*)

'CORAL REEF'

Long blooming with sweetly scented salmon-pink four inch blooms in summer | Deer resistant

VIBURNUM (*V. dentatum*)


BLUE MUFFIN®

Native shrub | White flowers develop blue berries if a pollinator, like Chicago Lustre, is planted nearby

ORNAMENTAL ONION (*Allium* hybrid)

'SUMMER BEAUTY'

Interesting 2-inch lilac-pink globe flowers emerge from narrow strappy dark-green foliage | Attracts butterflies



'MILLENIUM'

Upright clump of glossy green, thick, strappy leaves | Lilac-purple rounded clusters of flowers in mid-summer

OAKLEAF HYDRANGEA (*H. quercifolia*)

'ALICE'

Showy, fragrant flowers start milky white and fade to pink | Interesting foliage with reliable burgundy fall color

ANISE HYSSOP (*Agastache* hybrid)

'BLUE FORTUNE'

Lightly scented blue flower spikes from mid-summer to mid-fall | Plant in groupings for best effect





KODIAK® ORANGE

BUSH HONEYSUCKLE (*Diervilla* hybrid)

KODIAK® SERIES

Colorful foliage, especially in fall and spring
Small yellow flowers all summer long | A practically zero-maintenance native shrub

KODIAK® ORANGE

KODIAK® BLACK

BLAZING STAR (*Liatris spicata*)

'KOBOLD'

Beautiful spikes of violet flowers rising above the foliage from mid-summer to early fall | Most effective when planted in groupings

PHLOX (*P. paniculata*)

'NICKY'

Conical hot pink star-shaped flowers at the ends of the stems from early summer to early fall | Excellent for cutting



KODIAK® BLACK



'NICKY'

BUTTONBUSH (*Cephalanthus occidentalis*)

SUGAR SHACK®

Unusual, globe-like, fragrant flowers in mid-summer
Flowers become showy red spheres after blooming
Deer resistant | Native is half the size of other varieties

STONECROP (*Sedum* hybrid)

'AUTUMN JOY'

Dense mound completely covered in broccoli-like salmon-pink flowers | Flowers fade to red in early fall
Dusty-green foliage is prominent the rest of the season



'KOBOLD'



SUGAR SHACK®



'AUTUMN JOY'

WILDLIFE GARDENS

CATAWBA RHODODENDRON (R. catawbiense)

‘ROSEUM ELEGANS’

Outstanding broadleaf evergreen shrub with purple-pink flowers in spring | Quite hardy | Good in partial shade | Must have well-drained, highly acidic, and organic soil

TURTLEHEAD (Chelone lyonii)

‘HOT LIPS’

Rosey-pink flowers, shaped like little turtle heads, appear above deep-green, shiny foliage from late summer to mid-fall | Tolerant to moisture | Spreading habit is fantastic for wet areas

HONEYSUCKLE (Lonicera x heckrottii)

‘GOLDFLAME’

Purple to deep-pink buds open to sweetly fragrant, golden-yellow, tubular flowers throughout summer | Excellent for trellis, arbors, or fencing | Can be pruned into a dense shrub if preferred

PHLOX (P. divaricata)

WOODLAND PHLOX

Smothered in stunning lightly scented lavender star-shaped flowers from mid to late spring | Narrow green foliage remains low and dense right to the ground


CORAL BELLS (Heuchera hybrid)

‘PALACE PURPLE’

Attractive deep purple leaves with burgundy undersides throughout the year | Dainty spikes of shell pink, bell-shaped flowers from late spring to mid-summer | Herbaceous evergreen

‘CARMEL’

Peachy-gold foliage with reddish undersides emerges fully red in spring | Cream-colored bell flowers rise above mounded foliage from late spring to mid-summer | Herbaceous evergreen





BUTTERFLY WEED

MILKWEED (*Asclepias tuberosa*)

BUTTERFLY WEED

Fragrant orange flat-top flowers with gold overtones from mid to late summer | Excellent for cutting
Attracts butterflies

BUTTERFLY BUSH (*Buddleia* hybrid)

'MISS RUBY'

Fragrant ruby red flowers in late summer | Flowers on new wood | Attracts butterflies

CONEFLOWER (*Echinacea* hybrid)

KISMET® RASPBERRY

Glowing, lightly scented raspberry-pink flowers with reddish-gold cones from early summer until frost | Use in naturalized areas with other native plants | Great for borders

BLACK-EYED SUSAN (*Rudbeckia fulgida*)

'GOLDSTURM'

Beautiful gold daisy flowers with dark brown eyes from mid-summer to early fall | Most effective when massed | Excellent for cutting



'MISS RUBY'



KISMET® RASPBERRY



'GOLDSTURM'

WINTER INTEREST

PLANTS THAT ENHANCE EVEN THE DULLEST SEASON

Winters in the Midwest seem to last forever, but with the proper planting choices, you can enhance the beauty of your garden even throughout the most colorless of our four seasons. Position these beauties so you can view them from a window near your kitchen sink or favorite chair!





'RED SPRITE'

WINTERBERRY (*Ilex verticillata*)

'RED SPRITE'

These native hollies lose their leaves in autumn, revealing big, colorful berries | Tolerant of shade and wet soil | One male plant will pollinate up to five female plants

DOGWOOD (*Cornus sericea*)

ARCTIC FIRE®

Intense red stems stand out against the winter snow | Green summer foliage turns an outstanding burgundy in the fall | Compact, hardy native shrub | Shade tolerant

BAILEY'S RED TWIG

An incredibly attractive and vigorous shrub valued for its blazing red stems which glow against the winter snow | Green summer foliage turns an outstanding burgundy in the fall

MESERVE HOLLY (*Ilex x meserveae*)

'ROYAL FAMILY'

Self-pollinating combination of 'Blue Prince' & 'Blue Princess' | Berries emerge in fall and persist through winter | Evergreen

Did you know?

Plants in your yard can make for beautiful seasonal décor indoors and out, like red twig dogwood stems. They are a staple in holiday containers!



BAILEY'S RED TWIG



'ROYAL FAMILY'



ARCTIC FIRE®

WINTER INTEREST



RIVER BIRCH BARK



FIRE CHIEF™



AUTUMN MOOR



Lurvey Pro Tip:
Why limit your enjoyment of your outdoor oasis to the daylight hours? Extend your time outdoors into the evening by incorporating landscape lighting!



ARBORVITAE (*Thuja occidentalis*)

FIRE CHIEF™

Distinctive evergreen | Showy, red-tipped green foliage which emerges red in spring | Tends to be more greenish-orange when shaded

RIVER BIRCH (*Betula nigra*)

RIVER BIRCH BARK

Native | Outstanding yellow fall color | Peeling white, tan, and brown bark is extremely showy on mature trunks

MOOR GRASS (*Sesleria autumnalis*)

AUTUMN MOOR

Grassy leaves are steel blue in color | Foliage often turns bluish green in fall | Foliage tends to remain low and dense to the ground



LURVEY
FAVORITE

LENTEN ROSE (*Helleborus* hybrid)

IVORY PRINCE

Large dangling buttercup-type flowers of ivory streaked with rose and chartreuse emerge in late winter and spring | One of the first flowers to come up in late winter or early spring

COTONEASTER (*C. apiculatus*)

CRANBERRY

Spreading shrub with dense, tightly held branches | Pink flowers in spring along the branches | Striking red fruit in fall

REED GRASS (*Calamagrostis* x *acutiflora*)

'KARL FOERSTER' SEED HEAD IN WINTER

Plumes of rose flowers above the foliage in mid-summer | Ornamental seed heads on showy plumes from late summer to late winter | Grassy green leaves turn tan in fall



PANICLE HYDRANGEA (*H. paniculata*)

'TARDIVA' BLOOMS

Summer-blooming shrub with cone-shaped panicles of mixed sterile and fertile white flowers which persist into winter

RHODODENDRON (*R.* hybrid)

'PJM'

Evergreen shrub with showy purple-pink flowers in spring and a compact upright habit



VARIEGATION

ENHANCING VISUAL INTEREST

Plants with variegation are those with leaves that are white, yellow, or pink combined with green. Variegations may be regular bands, edges, patterns, or even splotches. Incorporating plants with variegation can help your landscape come alive with visual interest and is a powerful design tool that can be used to highlight dark, shady corners or bring focus towards an important design feature.



JAPANESE DAPPLED WILLOW

WILLOW (*Salix integra*)

JAPANESE DAPPLED WILLOW

One of the showiest of shrubs for foliage color
New growth emerges soft pink and white, fades to white variegation in summer | Prune every winter for maximum effect | Tough and adaptable

BUGLOSS (*Brunnera macrophylla*)

'JACK FROST'

Airy cymes of sky-blue flowers with yellow eyes from early to late spring | Heart-shaped leaves remain silver in color with showy emerald-green variegation throughout the season

HOSTA (*H. hybrid*)

'PATRIOT'

Lavender bell-shaped flowers rising above the foliage in mid-summer | Heart-shaped leaves remain dark green in color with distinctive white edges throughout the season

ROSE OF SHARON (*Hibiscus syriacus*)

SUGAR TIP®

Brightly variegated sea-green and cream foliage
Extremely showy, clear-pink, double flowers throughout summer | Very adaptable, but prefers full sun

SEDGE (*Carex morrowii*)

'ICE DANCE'

Attractive, gracefully arching, grassy leaves are forest green with prominent white stripes | Semi-evergreen

LUNGWORT (*Pulmonaria hybrid*)

'LISA MARIE'

Huge, raspberry-colored flowers in spring | Long, spotted leaves in summer | Drought and deer resistant | Can tolerate full shade

WINTERCREEPER (*Euonymus fortunei*)

'EMERALD 'N' GOLD'

Stunning yellow variegated evergreen leaves turn shades of pink in fall | Superb color accent for screening or as a groundcover



VARIEGATION



TATARIAN DOGWOOD (Cornus alba)

IVORY HALO®

Showy white variegated foliage | Creamy white flowers in spring | Brilliant red stems | Compact, hardy shrub

EUROPEAN BEECH (Fagus sylvatica)

TRICOLOR

Colorful accent tree | Green, white, pink, and purple variegated foliage | Deer tolerant | Benefits from afternoon shade

SPOTTED DEAD NETTLE (Lamium maculatum)

‘GHOST’

Beautiful spikes of fuchsia flowers from mid-spring to early fall | Silvery foliage with dark green edges adds beauty to shady corners | Fast growing groundcover





WEIGELA (*W. florida*)

MY MONET®

Versatile, petite habit | White edges of foliage take on pink tones in cool weather | Pink trumpet-shaped blooms in late spring

JACOB'S LADDER (*Polemonium* hybrid)

'HEAVEN SCENT'

Spikes of fragrant lilac purple star-shaped flowers above the foliage in late spring | Most effective when planted in groupings | Attractive ferny leaves emerge indigo in spring, turning dark green

BUSH HONEYSUCKLE (*Diervilla sessilifolia*)

COOL SPLASH®

Glowing white variegated leaves | Yellow trumpet flowers in summer | Compact shrub

MAIDEN GRASS (*Miscanthus sinensis*)

'MORNING LIGHT'

Narrow green foliage with a white edge | Upright cascading habit that is quite symmetrical | Copper plumes rise above tan foliage in fall



SEASONAL COLOR

No matter the season, brilliant color is continually available at Lurvey. You can consistently depend on our outstanding and unique plant material to deliver the seasonal color everyone desires.

After winter's long hold, the first signs of spring are welcomed with much anticipation. Our cool weather plants and décor are perfect to make a quick home and garden transformation.

EARLY SPRING



- BRANCHES & ACCENTS**
- VEGETABLES/EDIBLES**
- HANGING BASKETS**
- MIXED PLANTERS**
- MIXED BOWLS**
- SPECIALTIES**
- FORCED BULBS**
- FOLIAGE ANNUALS**
- FLOWERING ANNUALS**



- PRE-MADE PLANTERS**
- HANGING BASKETS**
- MIXED PLANTERS**
- MIXED BOWLS**
- TROPICALS**
- SPECIALTIES**
- FOLIAGE ANNUALS**
- FLOWERING ANNUALS**



SPRING

Imagine the possibilities to get the garden growing. At Lurvey, you will find an amazing selection of unique and traditional, quality plants for any garden and container situation.



Find pleasure in the changing colors of autumn. Adding rich, vibrant plants and décor will keep the home and garden looking lush and beautiful through the autumn months.

AUTUMN

COOL WEATHER ANNUALS
CABBAGE/KALE
PUMPKINS
MUMS
GOURDS
PANSIES
FALL DÉCOR
PREMIUM BULBS
BRANCHES & ACCENTS



FRESH CHRISTMAS TREES
PREMIUM CUT GREENS
POINSETTIAS
WREATHS
ROPING
BERRIES
BIRCH POLES
POTTED EVERGREENS
BRANCHES & ACCENTS



WINTER DÉCOR





There are many ways to make a home cozy, inviting and welcoming for the holiday season. Lurvey offers professional inspiration using natural elements and greenery.
































































































































































































PLANT INDEX

In this chart, you'll find a master listing of every plant in this edition, along with all the information you need to grow your favorites successfully: how much sun it wants, how tall and wide it gets, and more. Visit lurvey.com for even more information about these and other plants that we carry.





Common Name	Botanical Name	USDA Zone	Height	Width	Exposure				Habit	Season of Interest				Page #
					Full Sun	Part Sun	Part Shade	Shade		Sp	Su	F	W	
Fir Abies														
White Fir	Abies concolor	3	45'	20'					Pyramidal					9
Maple Acer														
'Armstrong' Maple	Acer x freemanii 'Armstrong'	4	50'	20'					Narrow, fastigate					13
Autumn Blaze® Maple	Acer x freemanii 'Jeffersred'	3	50'	40'					Upright oval					10
State Street® Miyabe Maple	Acer miyabei 'Morton'	4	30'	40'					Upright oval					12
'Bloodgood' Japanese Maple	Acer palmatum var. atropurpureum 'Bloodgood'	5	20'	20'					Round					26
'Crimson Queen' Japanese Maple	Acer palmatum var. dissectum 'Crimson Queen'	5	8'	10'					Weeping					27
'Orangeola' Cutleaf Japanese Maple	Acer palmatum 'Orangeola'	5	8'	8'					Weeping					25
'Tamukeyama' Japanese Maple	Acer palmatum var. dissectum 'Tamukeyama'	5	7'	10'					Round					27
Red Sunset® Red Maple	Acer rubrum 'Red Sunset'	4	50'	40'					Upright oval					10
Redpointe® Red Maple	Acer rubrum 'Redpointe'	4	45'	30'					Broadly pyramidal					10
Horse Chestnut Aesculus														
'Fort McNair' Red Horse Chestnut	Aesculus x carnea 'Fort McNair'	4	40'	40					Rounded					11
Anise Hyssop Agastache														
'Blue Fortune' Anise Hyssop	Agastache 'Blue Fortune'	4	2.5'	18"					Upright spreading					84
Bugleweed Ajuga														
'Burgundy Glow' Bugleweed	Ajuga reptans 'Burgundy Glow'	3	6"	12"					Spreading					81
Lady's Mantle Alchemilla														
Lady's Mantle	Alchemilla mollis	2	18"	18"					Mound					61
Ornamental Onion Allium														
'Millenium' Ornamental Onion	Allium 'Millenium'	4	12"	15"					Mound					84
'Summer Beauty' Ornamental Onion	Allium tanguticum 'Summer Beauty'	4	12"	10"					Mound					84
Serviceberry Amelanchier														
Apple Serviceberry	Amelanchier x grandiflora	3	25'	20'					Round					27
Chokeberry Aronia														
Low Scape® Mound Chokeberry	Aronia melanocarpa 'UCONNAM165'	3	24"	24"					Mounded					59, 82
Goatbeard Aruncus														
'Chantilly Lace' Goatbeard	Aruncus x 'Chantilly Lace'	3	3'	4'					Mounded					63
Butterfly Weed Asclepias														
Butterfly Weed	Asclepias tuberosa	2	24"	24"					Mounded					87
Astilbe Astilbe														
'Visions' Astilbe	Astilbe chinensis 'Visions'	2	12"	18"					Upright spreading					44
Barberry Berberis														
'Crimson Pygmy' Dwarf Japanese Barberry	Berberis thunbergii 'Crimson Pygmy'	4	24"	3'					Mounded					34
'Golden Nugget' Japanese Barberry	Berberis thunbergii 'Golden Nugget'	4	12"	18"					Mounded					59
'Helmond Pillar' Japanese Barberry	Berberis thunbergii 'Helmond Pillar'	4	5'	24"					Columnar					57
'Orange Rocket' Japanese Barberry	Berberis thunbergii 'Orange Rocket'	4	8'	5'					Columnar					57











































-  **FULL SUN** – (6) or more hours of direct sun
 **PART SUN** – (4-6) hours of direct sun per day, including some afternoon sun
 **PART SHADE** – (4-6) hours of direct sun per day, mostly before mid-day
 **SHADE** – Less than (4) hours of direct sun, no afternoon sun

Common Name	Botanical Name	USDA Zone	Height	Width	EXPOSURE				Habit	SEASON OF INTEREST				Page #
					 Full Sun	 Part Sun	 Part Shade	 Shade		 Sp	 Su	 F	 W	
Birch Betula														
River Birch	Betula nigra	3	60'	45'					Rounded					25, 90
Parkland Pillar™ Birch	Betula platyphylla 'Jefpark'	3	30'	7'					Narrow, columnar					13
Bugloss Brunnera														
'Jack Frost' Bugloss	Brunnera macrophylla 'Jack Frost'	3	15"	15"					Mounded					93
Butterfly Bush Buddleia														
Lo & Behold® 'Blue Chip Junior' Dwarf Butterfly Bush	Buddleia Lo & Behold® 'Blue Chip Junior'	5	20"	20"					Mounded					32
Lo & Behold® 'Purple Haze' Dwarf Butterfly Bush	Buddleia Lo & Behold® 'Purple Haze'	5	3'	3'					Spreading mound					32
'Miss Molly' Butterfly Bush	Buddleia 'Miss Molly'	4	5'	4'					Mounded					33
'Miss Ruby' Butterfly Bush	Buddleia x 'Miss Ruby'	5	5	5'					Upright					32, 87
Pugster Blue® Butterfly Bush	Buddleia 'SMNBDBT'	4	24"	3'					Spreading					60, 61
Pugster® Amethyst Butterfly Bush	Buddleia 'SMNBDL'	4	24"	24"					Spreading					60
Pugster Periwinkle® Butterfly Bush	Buddleia 'SMNBDO'	4	24"	3'					Spreading					60
Pugster Pink® Butterfly Bush	Buddleia 'SMNBPT'	4	24"	3'					Round					60
Boxwood Buxus														
'Green Mountain' Boxwood	Buxus 'Green Mountain'	4	5'	3'					Upright, cone shape					61
'Green Velvet' Boxwood	Buxus 'Green Velvet'	4	3'	4'					Round					61
Reed Grass Calamagrostis														
'Karl Foerster' Reed Grass	Calamagrostis x acutiflora 'Karl Foerster'	3	5'	3'					Upright spreading					57, 91
Sweetshrub Calycanthus														
'Aphrodite' Sweetshrub	Calycanthus 'Aphrodite'	5	8'	6'					Mounded					15, 73
Trumpet Vine Campsis														
Balboa Sunset® Trumpet Vine	Campsis radicans 'Balboa Sunset'	4	40'	5'					Climbing					71
Sedge Carex														
'Ice Dance' Sedge	Carex morrowii 'Ice Dance'	4	12"	15"					Rounded					93
Hornbeam Carpinus														
Pyramidal European Hornbeam	Carpinus betulus 'Fastigiata'	5	40'	25'					Columnar					29
'Frans Fontaine' Hornbeam	Carpinus betulus 'Frans Fontaine'	4	40'	20'					Narrow, columnar					13
Button Bush Cephalanthus														
Sugar Shack® Button Bush	Cephalanthus occidentalis 'SMCOSS'	4	4'	4'					Upright					85
Redbud Cercis														
Eastern Redbud	Cercis canadensis	4	30'	30'					Low branching, flat topped					25
'Ace of Hearts' Redbud	Cercis canadensis 'Ace of Hearts'	4	12'	15'					Upright spreading					25
'Forest Pansy' Eastern Redbud	Cercis canadensis 'Forest Pansy'	5	25'	30'					Rounded					24
Lavender Twist® Redbud	Cercis canadensis 'Covey'	4	6'	8'					Weeping					24
'Ruby Falls' Redbud	Cercis canadensis 'Ruby Falls'	5	8'	6'					Weeping					24
The Rising Sun™ Redbud	Cercis canadensis 'JN2'	5	12'	8'					Upright spreading					25
Falsecypress Chamaecyparis														
Compact Hinoki Falsecypress	Chamaecyparis obtusa 'Compacta'	5	20'	15'					Pyramidal					17
'Golden Mop' Falsecypress	Chamaecyparis pisifera 'Golden Mop'	4	7'	6'					Round					35
Turtlehead Chelone														
'Hot Lips' Turtlehead	Chelone lyonii 'Hot Lips'	3	3'	2.5'					Upright					86









































































































































































































































PLANT INDEX





Common Name	Botanical Name	USDA Zone	Height	Width	Exposure				Habit	Season of Interest				Page #
					Full Sun	Part Sun	Part Shade	Shade		Sp	Su	F	W	
Clematis Clematis														
Happy Jack® Purple Clematis	Clematis 'Zojapur'	4	8'	3'					Climbing					69
Jackman Clematis	Clematis x jackmanii	3	10	24"					Climbing					68
Sapphire Indigo™ Clematis	Clematis 'Cleminov 51'	4	3'	3'					Climbing					68
Sweet Autumn Clematis	Clematis terniflora	4	20'	24"					Climbing					68
'Sweet Summer Love' Clematis	Clematis x 'Sweet Summer Love'	4	10'	24'					Climbing					69, 75
'Viva Polonia' Clematis	Clematis 'Viva Polonia'	4	6'	24"					Climbing					68
Summersweet Clethra														
'Ruby Spice' Summersweet	Clethra alnifolia 'Ruby Spice'	3	5'	5'					Oval					75
Vanilla Spice® Summersweet	Clethra alnifolia 'Caleb'	4	5'	5'					Upright mound					75
Dogwood Cornus														
Ivory Halo® Tatarian Dogwood	Cornus alba 'Bailhalo'	3	6'	5'					Round					17, 94
Pagoda Dogwood	Cornus alternifolia	3	20'	25'					Layered					16
'Golden Glory' Cornelian Cherry Dogwood	Cornus mas 'Golden Glory'	4	20'	15'					Oval					29
Bailey's Red Twig Dogwood	Cornus sericea 'Baileyi'	3	10'	10'					Round					89
Arctic Fire® Red Twig Dogwood	Cornus sericea 'Farrow'	3	4'	4'					Mounded					89
Smokebush Cotinus														
Golden Spirit® Smokebush	Cotinus coggygria 'Ancot'	4	12'	12'					Upright					16
Winecraft Black® Smokebush	Cotinus coggygria 'NCC01'	4	6'	6'					Upright					16
Cotoneaster Cotoneaster														
Cranberry Cotoneaster	Cotoneaster apiculatus	4	3'	5'					Arching mound					91
Hess Cotoneaster	Cotoneaster 'Hessei'	4	3'	7'					Low arching					59, 82
Deutzia Deutzia														
Chardonnay Pearls® Deutzia	Deutzia gracilis 'Duncan'	4	3'	24"					Mounded					36
Yuki Cherry Blossom® Deutzia	Deutzia 'NCDX2'	5	24"	24"					Mounded					80, 81
Cheddar Pink Dianthus														
'Firewitch' Cheddar Pink	Dianthus gratianopolitanus 'Firewitch'	3	6"	10"					Mounded					74
Bush Honeysuckle Diervilla														
Kodiak® Orange Bush Honeysuckle	Diervilla 'G2X88544'	4	4'	4'					Mounded					85
Kodiak® Black Bush Honeysuckle	Diervilla rivularis 'SMNDRSF'	4	4'	4'					Mounded					85
Cool Splash® Bush Honeysuckle	Diervilla sessilifolia 'LPDC Podaras'	4	4'	4'					Mounded					95
Coneflower Echinacea														
KISMET® Raspberry Coneflower	Echinacea KISMET® Raspberry	4	18"	24"					Upright, mounded					87
Burning Bush Euonymus														
Compact Winged Burning Bush	Euonymus alatus 'Compactus'	4	7'	7'					Mounded					17
Wintercreeper Euonymus														
Purpleleaf Wintercreeper	Euonymus fortunei 'Coloratus'	4	24"	12'					Spreading					81
'Emerald Gaiety' Wintercreeper	Euonymus fortunei 'Emerald Gaiety'	4	5'	9'					Spreading					82
'Emerald 'n' Gold' Wintercreeper	Euonymus fortunei 'Emerald 'n' Gold'	4	24"	12'					Spreading					93
Beech Fagus														
Tricolor European Beech	Fagus sylvatica 'Roseomarginata'	4	40'	30'					Oval					11, 94

































































































-  **FULL SUN** – (6) or more hours of direct sun
 **PART SUN** – (4-6) hours of direct sun per day, including some afternoon sun
 **PART SHADE** – (4-6) hours of direct sun per day, mostly before mid-day
 **SHADE** – Less than (4) hours of direct sun, no afternoon sun

Common Name	Botanical Name	USDA Zone	Height	Width	EXPOSURE				Habit	SEASON OF INTEREST				Page #
					Full Sun	Part Sun	Part Shade	Shade		Sp	Su	F	W	
Forsythia Forsythia														
Bronx Forsythia	Forsythia viridissima 'Bronxensis'	4	12"	3'					Spreading					37
Show Off® Forsythia	Forsythia x intermedia 'Mindor'	4	6'	6'					Upright					36, 51
Fothergilla Fothergilla														
Dwarf Fothergilla	Fothergilla gardenii	5	3'	3'					Round					37
'Mt. Airy' Fothergilla	Fothergilla major 'Mt. Airy'	5	6'	5'					Round					37
Cranesbill Geranium														
'Max Frei' Bloody Cranesbill	Geranium sanguineum 'Max Frei'	3	8"	12"					Mounded					38
'Rozanne' Cranesbill	Geranium 'Rozanne'	3	18"	24"					Mounded					33
Ginkgo Ginkgo														
'Autumn Gold' Ginkgo	Ginkgo biloba 'Autumn Gold'	4	50'	30'					Broadly pyramidal					10
Honeylocust Gleditsia														
'Skyline' Honeylocust	Gleditsia triacanthos 'Skycole'	4	45'	35'					Broadly pyramidal					12
Hakone Grass Hakonechloa														
'All Gold' Hakone Grass	Hakonechloa macra 'All Gold'	5	18"	24"					Arching mound					63
Witchhazel Hamamelis														
Vernal Witchhazel	Hamamelis vernalis	4	9'	13'					Spreading					28
Lenten Rose Helleborus														
'Ivory Prince' Lenten Rose	Helleborus 'Walhelivor'	4	15"	18"					Rounded					91
Daylily Hemerocallis														
'Happy Returns' Daylily	Hemerocallis 'Happy Returns'	2	12"	18"					Arching mound					47
'Pardon Me' Daylily	Hemerocallis 'Pardon Me'	3	18"	24"					Mounded					47
Coral Bells Heuchera														
'Caramel' Coral Bells	Heuchera 'Caramel'	4	10"	18"					Rounded					86
'Palace Purple' Coral Bells	Heuchera micrantha 'Palace Purple'	3	12"	12"					Mound					86
Rose of Sharon Hibiscus														
'Ardens' Rose of Sharon	Hibiscus syriacus 'Ardens'	4	12'	10'					Upright vase					19
Azurri Satin® Rose of Sharon	Hibiscus syriacus 'Azurri Satin'	4	12'	6'					Upright vase					19
Blue Chiffon® Rose of Sharon	Hibiscus syriacus 'Notwoodthree'	4	10'	6'					Upright vase					18
Lavender Chiffon® Rose Of Sharon	Hibiscus syriacus 'Notwoodone'	5	10'	8'					Upright vase					18
Lil' Kim® Rose of Sharon	Hibiscus syriacus 'Antong Two'	4	4'	4'					Upright vase					38
Lil' Kim® Red Rose of Sharon	Hibiscus syriacus 'SHIMRR38'	4	4'	4'					Upright vase					38
'Lucy' Rose Of Sharon	Hibiscus syriacus 'Lucy'	5	8'	6'					Upright vase					19
'Minerva' Rose of Sharon	Hibiscus syriacus 'Minerva'	4	10'	8'					Upright spreading					19
Pink Chiffon® Rose of Sharon	Hibiscus syriacus 'JWNWOOD4'	4	12'	6'					Upright vase					18
Purple Pillar® Rose of Sharon	Hibiscus syriacus Purple Pillar®	5	12'	3'					Upright					57
Rose Satin® Rose of Sharon	Hibiscus syriacus 'Minrosa'	4	10'	6'					Upright spreading					19
Sugar Tip® Rose of Sharon	Hibiscus syriacus 'America Irene Scott'	4	10'	5'					Upright vase					93
White Chiffon® Rose of Sharon	Hibiscus syriacus 'Notwoodtwo'	5	10'	6'					Upright vase					18
'Woodbridge' Rose of Sharon	Hibiscus syriacus 'Woodbridge'	5	10'	8'					Upright spreading					19

PLANT INDEX





Common Name	Botanical Name	USDA Zone	Height	Width	Exposure				Habit	Season of Interest				Page #
					 Full Sun	 Part Sun	 Part Shade	 Shade		 Sp	 Su	 F	 W	
Hosta Hosta														
'Elegans' Hosta	Hosta sieboldiana 'Elegans'	2	3'	4'					Mounded					39
'Francee' Hosta	Hosta 'Francee'	2	18"	3'					Mound					83
'Guacamole' Hosta	Hosta x 'Guacamole'	2	24"	4'					Mounded					39
'Patriot' Hosta	Hosta 'Patriot'	2	18"	3'					Mounded					45, 93
Hydrangea Hydrangea														
Climbing Hydrangea	Hydrangea anomala 'var. petiolaris'	5	40'	5'					Climbing					71
'Annabelle' Hydrangea	Hydrangea arborescens 'Annabelle'	3	4'	5'					Round					40
Incrediball® Hydrangea	Hydrangea arborescens 'Abetwo'	3	5'	5'					Mounded					51, 52
Invincibelle Limetta® Hydrangea	Hydrangea arborescens 'NCHA8'	3	3'	3'					Mounded					49, 58, 59
Invincibelle Mini Mauvette® Hydrangea	Hydrangea arborescens 'NCHA7'	3	3'	3'					Mounded					41
Invincibelle Wee White® Hydrangea	Hydrangea arborescens 'NCHA5'	3	2.5'	2.5'					Mounded					30, 31
Endless Summer® Hydrangea	Hydrangea macrophylla 'Endless Summer'	4	4'	4'					Round					41
Endless Summer® Twist-n-Shout® Bigleaf Hydrangea	Hydrangea macrophylla 'PLIHM-I'	4	4'	4'					Upright, rounded					41
Bobo® Hydrangea	Hydrangea paniculata 'ILVOBO'	3	3'	4'					Mounded					30, 42
Fire Light® Hydrangea	Hydrangea paniculata 'SMHPFL'	3	6'	6'					Upright mound					20, 42
Little Lime® Hydrangea	Hydrangea paniculata 'Jane'	3	4'	4'					Mounded					42, 52, 62
Little Quick Fire® Hydrangea	Hydrangea paniculata 'SMHPLQF'	3	10'	10'					Mounded					42
'Limelight' Hydrangea	Hydrangea paniculata 'Limelight'	3	8'	8'					Upright mounded					52
Limelight Prime® Hydrangea	Hydrangea paniculata Limelight Prime®	3	5'	4'					Upright spreading					20, 53
'Pink Diamond' Hydrangea	Hydrangea paniculata 'Interhydia'	3	10'	10'					Upright mound					20
Pinky Winky® Hydrangea	Hydrangea paniculata 'DVP PINKY'	3	8'	8'					Upright mound					30, 31
Quick Fire® Hydrangea	Hydrangea paniculata 'Bulk'	3	10'	10'					Upright mound					20
'Tardiva' Hydrangea	Hydrangea paniculata 'Tardiva'	4	10'	10'					Upright					91
'Alice' Hydrangea	Hydrangea quercifolia 'Alice'	5	10'	10'					Upright spreading					21, 84
'Ruby Slippers' Hydrangea	Hydrangea quercifolia 'Ruby Slippers'	4	4'	5'					Upright spreading					21
'Snow Queen' Hydrangea	Hydrangea quercifolia 'Snow Queen'	5	6'	5'					Upright spreading					21
Tiny Tuff Stuff™ Hydrangea	Hydrangea serrata 'MAKD'	4	24"	24"					Mounded					43
Tuff Stuff™ Hydrangea	Hydrangea serrata 'MAK20'	4	3'	3'					Mounded					43
Tuff Stuff™ Red Hydrangea	Hydrangea serrata 'SMNMAKTSR'	4	3'	3'					Mounded					43
Winterberry Ilex														
'Red Sprite' Winterberry	Ilex verticillata 'Red Sprite'	4	4'	4'					Round					22, 89
Holly Ilex														
Emerald Magic® Meserve Holly	Ilex x meserveae 'Willemer'	4	4'	4'					Round					63
'Royal Family' Holly	Ilex x meserveae 'Royal Family'	5	9'	5'					Upright pyramidal					54, 89

-  **FULL SUN** – (6) or more hours of direct sun
 **PART SUN** – (4-6) hours of direct sun per day, including some afternoon sun
 **PART SHADE** – (4-6) hours of direct sun per day, mostly before mid-day
 **SHADE** – Less than (4) hours of direct sun, no afternoon sun

Common Name	Botanical Name	USDA Zone	Height	Width	Exposure				Habit	Season of Interest				Page #
					Full Sun	Part Sun	Part Shade	Shade		Sp	Su	F	W	
Sweetspire Itea														
'Henry's Garnet' Virginia Sweetspire	Itea virginica 'Henry's Garnet'	6	4'	6'					Spreading					40
Little Henry® Virginia Sweetspire	Itea virginica 'Sprich'	6	3'	5'					Mounded					40, 74
Juniper Juniperus														
'Blue Point' Juniper	Juniperus chinensis 'Blue Point'	4	12'	9'					Pyramidal					22
'Daub's Frosted' Juniper	Juniperus chinensis 'Daub's Frosted'	4	18"	5'					Spreading					83
'Kallay's Compact' Spreading Juniper	Juniperus chinensis 'Kallay's Compact'	4	3'	6'					Spreading					83
'Spartan' Juniper	Juniperus chinensis 'Spartan'	4	15'	7'					Columnar					55
Dwarf Japanese Garden Juniper	Juniperus procumbens 'Nana'	4	8"	6'					Spreading					83
Spotted Dead Nettle Lamium														
'Ghost' Spotted Dead Nettle	Lamium maculatum 'Ghost'	3	10"	24"					Spreading					94
'Pink Pewter' Spotted Dead Nettle	Lamium maculatum 'Pink Pewter'	2	8"	24"					Spreading					83
Lavender Lavender														
'Munstead' Lavender	Lavandula angustifolia 'Munstead'	4	18"	18"					Mounded					78
Blazing Star Liatris														
'Kobold' Blazing Star	Liatris spicata 'Kobold'	2	12"	12"					Mounded					85
Privet Ligustrum														
Golden Vicary Privet	Ligustrum x vicaryi	5	12'	12'					Upright spreading					54
Oriental Lily Lilium														
'Stargazer' Oriental Lily	Lilium 'Stargazer'	4	2.5'	18"					Rigidly upright					74
Lilyturf Liriope														
'Silvery Sunproof' Lilyturf	Liriope muscari 'Silvery Sunproof'	4	15"	18"					Groundcover					83
Honeysuckle Lonicera														
'Goldflame' Honeysuckle	Lonicera x heckrottii 'Goldflame'	5	20'	5'					Climbing					70, 86
'Scentsation' Honeysuckle	Lonicera periclymenum 'Scentsation'	4	12'	5'					Climbing					70
'Major Wheeler' Coral Honeysuckle	Lonicera sempervirens 'Major Wheeler'	4	10'	5'					Climbing					70
Magnolia Magnolia														
'Jane' Magnolia	Magnolia x 'Jane'	4	15'	10'					Round					27
'Royal Star' Magnolia	Magnolia stellata 'Royal Star'	4	12'	12'					Upright spreading					28, 78
Crabapple Malus														
Coralburst® Flowering Crabapple	Malus x 'Coralcole'	3	12'	10'					Round					26
Red Jewel™ Flowering Crabapple	Malus 'Jewelcole'	4	15'	12'					Pyramidal					26
Royal Raindrops® Flowering Crabapple	Malus 'Royal Raindrops'	4	20'	15'					Upright spreading					26
Sparkling Sprite® Crabapple	Malus 'JFS-KW207'	4	12'	12'					Top graft, standard					22
Redwood Metasequoia														
Dawn Redwood	Metasequoia glyptostroboides	5	90'	25'					Narrow conical					11
Maiden Grass Miscanthus														
'Morning Light' Maiden Grass	Miscanthus sinensis 'Morning Light'	4	5'	3'					Upright vase					95




































































PLANT INDEX

Common Name	Botanical Name	USDA Zone	Height	Width	Exposure				Habit	Season of Interest				Page #
					Full Sun	Part Sun	Part Shade	Shade		Sp	Su	F	W	
Bee Balm Monarda														
'Coral Reef' Bee Balm	Monarda didyma 'Coral Reef'	4	24"	3'					Upright					84
Catmint Nepeta														
'Blue Wonder' Catmint	Nepeta x faassenii 'Blue Wonder'	3	10"	16"					Mounded					73
'Walker's Low' Catmint	Nepeta x faassenii 'Walker's Low'	3	12"	12"					Mounded					44
Japanese Spurge Pachysandra														
'Green Carpet' Japanese Spurge	Pachysandra terminalis 'Green Carpet'	4	8"	18"					Spreading					81
Switch Grass Panicum														
'Northwind' Switch Grass	Panicum virgatum 'Northwind'	3	5'	3'					Upright					57
Virginia Creeper Parthenocissus														
Red Wall® Virginia Creeper	Parthenocissus quinquefolia 'Trokii'	2	30'	3'					Climbing					71
Boston Ivy Parthenocissus														
Boston Ivy	Parthenocissus tricuspidata	4	40'	5'					Climbing					70
Phlox Phlox														
Woodland Phlox	Phlox divaricata	3	8"	18"					Mounded					86
'David' Garden Phlox	Phlox paniculata 'David'	3	3'	2.5'					Upright spreading					75
'Nicky' Garden Phlox	Phlox paniculata 'Nicky'	3	4'	2.5'					Upright					85
'Emerald Blue' Creeping Phlox	Phlox subulata 'Emerald Blue'	2	4"	18"					Spreading					81
Ninebark Physocarpus														
Amber Jubilee™ Ninebark	Physocarpus opulifolius 'Jefam'	2	6'	4'					Upright spreading					45
Little Devil™ Ninebark	Physocarpus opulifolius 'Donna May'	2	4'	3'					Upright spreading					45
Summer Wine® Ninebark	Physocarpus opulifolius 'Seward'	2	6'	6'					Arching mound					22, 30
'Tiny Wine' Ninebark	Physocarpus opulifolius 'SMPOTW'	3	4'	4'					Round					45
Spruce Picea														
Norway Spruce	Picea abies	3	60'	25'					Pyramidal					9
Columnar Norway Spruce	Picea abies 'Cupressina'	4	30'	10'					Columnar					13
Dwarf Alberta Spruce	Picea glauca 'Conica'	4	6'	5'					Pyramidal					15
Black Hills Spruce	Picea glauca 'Densata'	2	40'	15'					Pyramidal					9
Serbian Spruce	Picea omorika	4	60'	25'					Pyramidal					9
'Bizon Blue' Dwarf Colorado Spruce	Picea pungens 'Bizon Blue'	2	7'	4'					Conical					15
'Fat Albert' Spruce	Picea pungens 'Fat Albert'	2	15'	10'					Upright, pyramidal					9
Pine Pinus														
'Vanderwolf' Limber Pine	Pinus flexilis 'Vanderwolf'	4	50'	20'					Pyramidal					11
'Slowmound' Mugo Pine	Pinus mugo 'Slowmound'	3	3'	4'					Mounded					15
Planetree Platanus														
Exclamation!® London Planetree	Platanus x acerifolia 'Morton Circle'	4	60'	45'					Upright pyramidal					12
Jacob's Ladder Polemonium														
'Heaven Scent' Jacob's Ladder	Polemonium 'Heaven Scent'	3	24"	18"					Upright					95
Cherry Prunus														
Snow Fountains® Yoshino Cherry	Prunus subhirtella 'Snofozam'	5	10'	10'					Weeping					23
Lungwort Pulmonaria														
'Lisa Marie' Lungwort	Pulmonaria 'Lisa Marie'	3	12"	14"					Mounded					93














































































-  **FULL SUN** – (6) or more hours of direct sun
 **PART SUN** – (4-6) hours of direct sun per day, including some afternoon sun
 **PART SHADE** – (4-6) hours of direct sun per day, mostly before mid-day
 **SHADE** – Less than (4) hours of direct sun, no afternoon sun

Common Name	Botanical Name	USDA Zone	Height	Width	Exposure				Habit	Season of Interest				Page #
					Full Sun	Part Sun	Part Shade	Shade		Sp	Su	F	W	
Pear Pyrus														
'Chanticleer' Pear	Pyrus calleryana 'Chanticleer'	5	40'	25'					Upright, narrowly pyramidal					11
Oak Quercus														
Swamp White Oak	Quercus bicolor	3	60'	60'					Rounded open					12
Crimson Spire™ Oak	Quercus 'Crimson Spire'	4	50'	15'					Columnar, tightly fastigiate					13
Red Oak	Quercus rubra	3	70'	70'					Rounded					12
Azalea Rhododendron														
'Delaware Valley White' Azalea	Rhododendron 'Delaware Valley White'	5	6'	6'					Upright spreading					65
'Karen' Azalea	Rhododendron x 'Karen'	4	4'	4'					Round					22, 65
'Rosebud' Azalea	Rhododendron 'Rosebud'	4	8'	8'					Upright spreading					64
'Stewartstonian' Azalea	Rhododendron 'Stewartstonian'	5	4'	4'					Round					64
Korean Azalea	Rhododendron yedoense 'Poukhanense'	4	6'	6'					Mounded					65
Rhododendron Rhododendron														
'Nova Zembla' Rhododendron	Rhododendron 'Nova Zembla'	5	8'	7'					Upright spreading					39
'PJM' Rhododendron	Rhododendron 'PJM'	3	5'	5'					Round					64, 91
'Roseum Elegans' Rhododendron	Rhododendron catawbiense 'Roseum Elegans'	4	7'	6'					Upright spreading					86
Sumac Rhus														
'Gro-Low' Fragrant Sumac	Rhus aromatica 'Gro-Low'	4	24"	7'					Spreading					46, 82
Alpine Currant Ribes														
'Green Mound' Alpine Currant	Ribes alpinum 'Green Mound'	2	3'	24"					Round					66
Rose Rosa														
At Last® Shrub Rose	Rosa 'HORCOGJIL'	4	3'	3'					Upright					73
'Don Juan' Climbing Rose	Rosa 'Don Juan'	5	12'	3'					Climbing					69
Double Knock Out® Rose	Rosa 'Radtko'	4	3'	3'					Round					35
Flower Carpet® Pink Supreme Rose	Rosa Flower Carpet® 'Pink Supreme'	4	3'	3'					Spreading					62
Julia Child™ Shrub Rose	Rosa 'Julia Child'	5	3'	3'					Upright spreading					78
Knock Out® Rose	Rosa 'Radrass'	4	3'	3'					Round					35
Pink Knock Out® Rose	Rosa 'Radcon'	4	4'	4'					Round					35
Red Drift® Groundcover Rose	Rosa 'Meigalpio'	4	12"	18"					Spreading					67, 82
'Zephirine Drouhin' Climbing Rose	Rosa 'Zephirine Drouhin'	5	10'	8'					Climbing					69
Black-Eyed Susan Rudbeckia														
'Goldsturm' Black-Eyed Susan	Rudbeckia fulgida 'Goldsturm'	3	2.5'	24"					Upright					87
Willow Salix														
Japanese Dappled Willow	Salix integra 'Hakuro Nishiki'	3	8'	8'					Upright spreading					92, 93
Elderberry Sambucus														
Black Lace® Elderberry	Sambucus nigra 'Eva'	4	10'	8'					Mounded					23
Lemony Lace® Elderberry	Sambucus racemosa 'SMNSRD4'	3	5'	5'					Mounded					23
Stonecrop Sedum														
'Autumn Joy' Stonecrop	Sedum 'Herbstfreude'	2	24"	24"					Mounded					85
Russian Stonecrop	Sedum kamtschaticum	2	6"	24"					Mounded					81

PLANT INDEX

Common Name	Botanical Name	USDA Zone	Height	Width	EXPOSURE				Habit	SEASON OF INTEREST				Page #
					 Full Sun	 Part Sun	 Part Shade	 Shade		 Sp	 Su	 F	 W	
Moor Grass Sesleria														
Autumn Moor Grass	Sesleria autumnalis	4	8"	12"					Upright					90
False Spirea Sorbaria														
'Sem' False Spirea	Sorbaria sorbifolia 'Sem'	3	4'	4'					Round					62
Spirea Spiraea														
'Tor' Birchleaf Spirea	Spiraea betulifolia 'Tor'	3	3'	4'					Round					67
'Goldflame' Spirea	Spiraea japonica 'Goldflame'	3	3'	4'					Round					34
'Goldmound' Spirea	Spiraea japonica 'Goldmound'	3	3'	4'					Round					34
'Magic Carpet' Spirea	Spiraea japonica 'Magic Capet'	3	24"	3'					Round					46
Double Play Doozie® Spirea	Spiraea 'NCSX2'	3	3'	3'					Mounded					30, 46, 66
'Snowmound' Spirea	Spiraea nipponica 'Snowmound'	2	4'	5'					Arching					55
Lilac Syringa														
Bloomerang® Dark Purple Lilac	Syringa 'SMSJBP7'	3	6'	6'					Mounded					76
Dwarf Korean Lilac	Syringa meyeri 'Palibin'	3	4'	5'					Round					76
'Miss Kim' Lilac	Syringa patula 'Miss Kim'	2	6'	6'					Upright spreading					76
'Ivory Silk' Japanese Tree Lilac	Syringa reticulata 'Ivory Silk'	3	25'	20'					Upright spreading					29
'Charles Joly' Common Lilac	Syringa vulgaris 'Charles Joly'	2	10'	8'					Upright spreading					79
Beauty of Moscow Common Lilac	Syringa vulgaris 'Krasavitsa Moskv'	3	12'	9'					Upright					79
'Monge' Common Lilac	Syringa vulgaris 'Monge'	2	10'	10'					Upright spreading					79
'President Grevy' Common Lilac	Syringa vulgaris 'President Grevy'	2	11'	8'					Upright spreading					79
Baldcypress Taxodium														
Shawnee Brave™ Baldcypress	Taxodium distichum 'Mickelson'	5	70'	20'					Narrowly pyramidal					11
Yew Taxus														
Dense Yew	Taxus x media 'Densiformis'	4	3'	5'					Upright spreading					67
Hicks Yew	Taxus x media 'Hicksii'	4	18'	10'					Columnar					55
Taunton's Yew	Taxus x media 'Tauntonii'	3	3'	5'					Upright spreading					63
Arborvitae Thuja														
'Green Giant' Arborvitae	Thuja 'Green Giant'	4	30'	10'					Pyramidal					9, 56
Mr. Bowling Ball® Arborvitae	Thuja occidentalis 'Bobazam'	4	2.5'	2.5'					Rounded					48
'Danica' Arborvitae	Thuja occidentalis 'Danica'	3	24"	24"					Rounded					47
Emerald Green Arborvitae	Thuja occidentalis 'Smaragd'	3	12'	4'					Columnar					56
Fire Chief™ Arborvitae	Thuja occidentalis 'Congabe'	3	5'	5'					Rounded					47, 90
'Golden Globe' Arborvitae	Thuja occidentalis 'Golden Globe'	3	5'	5'					Rounded					44
'Yellow Ribbon' Arborvitae	Thuja occidentalis 'Yellow Ribbon'	3	10'	5'					Columnar					23, 56
Linden Tilia														
American Sentry® Linden	Tilia americana 'McKsentry'	4	50'	25'					Pyramidal, symmetrical					12
Hemlock Tsuga														
Canadian Hemlock	Tsuga canadensis	3	60'	30'					Pyramidal					9
Elm Ulmus														
Triumph™ Elm	Ulmus x 'Morton Glossy'	3	60'	40'					Upright oval to vase					12

-

Common Name	Botanical Name	USDA Zone	Height	Width	EXPOSURE				HABIT	SEASON OF INTEREST				PAGE #
					 Full Sun	 Part Sun	 Part Shade	 Shade		 Sp	 Su	 F	 W	
Viburnum Viburnum														
Koreanspice Viburnum	Viburnum carlesii	5	6'	5'					Upright spreading					77
Compact Koreanspice Viburnum	Viburnum carlesii 'Compactum'	5	4'	4'					Round					77
Arrowwood Viburnum	Viburnum dentatum	3	10'	8'					Upright					54
Blue Muffin® Viburnum	Viburnum dentatum 'Christom'	3	8'	7'					Mounded					84
Doublefile Viburnum	Viburnum plicatum tomentosum 'Mariesii'	5	8'	8'					Arching					28
Blackhaw Viburnum	Viburnum prunifolium	4	12'	10'					Upright					28
Compact American Cranberry Bush Viburnum	Viburnum trilobum 'Compactum'	2	5'	5'					Upright spreading					66
Judd Viburnum	Viburnum x juddii	4	7'	7'					Round					77
Periwinkle Vinca														
'Dart's Blue' Periwinkle	Vinca minor 'Dart's Blue'	4	3"	18"					Spreading					81
Weigela Weigela														
'Dark Horse' Weigela	Weigela florida 'Dark Horse'	4	3'	3'					Mounded					49
Midnight Wine® Weigela	Weigela florida 'Elvera'	4	12"	24"					Low mounded					48
My Monet® Weigela	Weigela florida 'Verweig'	4	18"	18"					Mounded					95
Sonic Bloom® Pink Reblooming Weigela	Weigela florida 'Bokrasopin'	4	5'	5'					Upright rounded					24
Sonic Bloom® Red Reblooming Weigela	Weigela florida 'Verweig 6'	4	5'	5'					Upright rounded					24
Spilled Wine® Weigela	Weigela florida 'Bokraspiwi'	4	3'	4'					Spreading					48, 63, 82
Wine & Roses® Weigela	Weigela florida 'Alexandra'	5	5'	5'					Upright rounded					49, 56
Wisteria Wisteria														
'Blue Moon' Wisteria	Wisteria macrostachya 'Blue Moon'	4	30'	5'					Climbing					71

[illegible]

This image shows a single sheet of white paper with horizontal green ruling lines. The lines are evenly spaced and run across the width of the page. There are no margins, text, or other markings on the paper.

GROUNDCOVER SPACING

Groundcover	Spacing	Coverage Per Plant	Plants Needed (Multiply by SF)
Pachysandra Vinca Liriope	6"	0.25 sf/Plant	4.00 Plants per sf
Sedum Ajuga	9"	0.56 sf/Plant	1.79 Plants per sf
Euonymus 'Coloratus' English Ivy	12"	1.0 sf/Plant	1.00 Plants per sf
Lamium	18"	2.27 sf/Plant	0.44 Plants per sf

SHRUB AND TREE SCREENING HEDGE

Plant Examples	Plant Width (Spread)	Spacing	Plants Needed (Multiply by LF & Add 1)
'Sky Pencil' Holly	2'	18"	0.67
Boxwoods	3'	24"	0.5
'Emerald Green' Arbs	4'	36"	0.34
Viburnum	5'	42"	0.29
Privet	6'	48"	0.25
	7'	60"	0.2
'Techny'/ 'Nigra' Arbs	8'	5.5'	0.18
	10'	7'	0.14
'Green Giant' Arbs	12'	8.5'	0.12
	15'	10.5'	0.09
	18'	12.5'	0.08
	20'	14'	0.07
Spruce	22'	15.5'	0.06
	24'	17'	0.05

SHRUB AND TREE GROUP PLANTING

Plant Examples	Plant Width (Spread)	Spacing	Plants Needed (Multiply by SF)
Weigela 'Midnight Wine'	18"	15"	0.64
Aronia 'Low Scape Mound'	24"	20"	0.36
Spirea	30"	24"	0.29
Hydrangea	36"	30"	0.18
Cotoneaster	48"	42"	0.09
Juniper	5'	48"	0.07
Aronia 'Viking'	6'	5'	0.05
Physocarpus 'Coppertina'	7'	5.5'	0.04
Viburnum 'Chicago Lustre'	8'	6.5'	0.03

B&B SIZING AND WEIGHT GUIDE

Trees		Evergreens	Upright Evergreens	Shrubs		Ball	
Caliper	Height	Height	Height	Height	Width	Approx Diameter	Weight in lbs.
				18"	12"	10"	37
				24"	15"	14"	94
				30"	18"	14"	94
			3'	36"	24"	16"	135
				48"		18"	195
	3'		4'	5'	30"	18"	195
			5'			20"	260
			6'		36"	22"	325
1.5"	4'	4'	7'		4'	24"	390
2"	5'	5'				24"	390
2.5"	6'	6'	8'		5'	28"	580
			9'			30"	725
3"	7'	7'	10'			32"	850
		8'	12'			36"	1160
3.5"	8'	9'	14'			38"	1360
	9'	10'				40"	1600
4"	10'	12'	16'			42"	1815
4.5"	12'	14'	18'			48"	2570
5"	14'	16'	20'			54"	3920
5.5"	16'					58"	4750
6"	18'	18'				60"	5600
7"						66"	7200
8"		20'				80"	11000

ANNUAL FLOWER SPACING

Plant Examples	Annual Spacing	Flats Needed per 100 sf (Based on 48 cell flat)	Flats Needed (Multiply by SF)	Plants per 100 SF	Plants Needed (Multiply by SF)
	4" Spacing	19 Flats	0.29	900 Plants	9
Ageratum Grandiflora Petunia Flowering Vinca Pacifica French Marigold Pansies	6" Spacing	9 Flats	0.13	400 Plants	4
Begonia Dusty Miller Impatiens Multiflora Petunia Salvia - Sizzler/ Vista/Tall	9" Spacing	4 Flats	0.06	180 Plants	2
African Marigold Coleus Marigold	12" Spacing	3 Flats	0.03	100 Plants	1
Zinnia Profusion	15" Spacing	2 Flats	0.02	64 Plants	0.64



2550 E. DEMPSTER STREET
DES PLAINES, IL 60016
847.824.7411



lurvey.com

LURVEY LANDSCAPE PROFESSIONAL LOCATIONS

2550 E. DEMPSTER STREET
DES PLAINES, IL 60016
847.299.8333

30560 N. RUSSELL DRIVE
VOLO, IL 60073
815.363.4420

496 OLD SKOKIE HIGHWAY
PARK CITY, IL 60085
847.249.7670

1819 N. WILKE ROAD
ARLINGTON HEIGHTS, IL 60004
847.255.5800