

GARDEN CENTER LANDSCAPE PRODUCT GUIDE



2024

Table of Contents

	Page Number
Artificial Turf	5
Bagged Goods	1
Belden Clay	35
Belgard Hardscapes	21
Bulk Materials/Soil Amendments	2
Cements/Mortars	3
Cleaners and Sealers	40
County Material	30
Edging	4
Endicott Clay	34
Fire Gear	39
High Format	24
Joint Fillers	3
Natural Stone	6
Natural Stone-Veneer	12
Patio Blocks	1
Porcelain Pavers	36
Reference	41
Rochester	26
Rooftop	37
Stone Fabrication	15
Techno-Bloc	32
Unilock	16
Whitacre Greer Clay	34

Bagged Goods/Patio Block

Decorative Stone	Size	Qty/Pallet	5+/5% Off	Each
American Heritage Small/Large	.5 cu. ft.	63		6.99
Black Obsidian	.5 cu. ft.	63		9.99
Desert Sunset	.5 cu. ft.	63		9.99
Grey Slate	.5 cu. ft.	63		10.99
Limestone Screenings	50#	63		4.99
Meramec Small/Large	.5 cu. ft.	63		6.99
Mexican Pond Pebbles 1-2" , 2-3" , 3-5"	75#	40		39.99
N.Y. Bluestone Chips 1/4"	.5 cu. ft.	63		10.99
Pea Gravel	.5 cu. ft.	63		4.99
Pink Blush	.5 cu. ft.	63		9.99
Play Sand	50#	63		4.99
Pond Rock	.5 cu. ft.	63		4.99
Torpedo Sand	50#	63		4.99
Volcanic Black	1 cu. ft.	65		12.99
Volcanic Red	1 cu. ft.	65		12.99
Wyoming White Marble	.5 cu. ft.	63		9.99

Mulches

Premium Straw Mulch	3 cu. ft.	40		22.99
Bark Nuggets Medium	2 cu. ft.	65		12.99
Cedar Mulch	2 cu. ft.	102		6.99
Cedar Playground Chips	2 cu. ft.	80		8.99
Cypress Mulch	2 cu. ft.	65		7.99
Hardwood Shredded Mulch	2 cu. ft.	48		7.99
Penn Mulch Seed Accelerator	40#	50		36.99
Pine Bark Mulch	2 cu. ft.	65		7.99
Red Dyed Cedar Mulch	2 cu. ft.	102		7.99
Black Dyed Cedar Mulch	2 cu. ft.	102		7.99
Leaf Mulch	1.5 cu. ft.	45		10.99

Amendments

Professional Potting Soil Mix	1.5 cu. ft.	60		14.99
Cotton Burr Compost	2 cu.ft.	52		12.99
Fox Farm Ocean Forest Potting Soil	1.5 cu. ft.	75		29.99
One Step Soil Conditioner	1.5 cu. ft.	48		9.99
Organic Top Soil	40#	70		2.99
Espoma Raised Bed Mix	1.5 cu. ft.	60		16.99
Sphagnum Peat Moss	3.8 cu. ft.	30		29.99

Patio Blocks

Square	18"x18"	Natural	6.99
		Meramec	11.99
		Pea Gravel	9.99
Square	24"x24"	Natural	14.99
		Meramec	22.99
		Pea Gravel	18.99
Round	18"	Natural	6.99
		Meramec	11.99
		Pea Gravel	9.99

Bulk Materials / Soil Amendments

Bulk Materials

	Sussex, WI	Des Plaines	Volo	Park City	Arlington Heights	1/2 cy	1 cy
Top Soil - Pulverized	X	X	X	X	X	26.49	42.99
Mulch, Triple Shredded Bark Premium		X	X	X	X	39.99	69.99
Mulch, Brown / Campus Blend	X	X			X	28.49	46.99
Mulch, Red Brick		X	X			28.49	46.99
Compost, Blended		X	X	X	X	34.99	59.99
Blended Organic Bark (BOB)		X				44.99	79.99
Planters/Garden Mix		X	X	X		44.99	79.99
Limestone Grade #8 Base Mix	X		X	X		34.99	59.99
Limestone Screenings	X	X	X	X	X	29.99	49.99
Limestone Fractured 3/4"	X	X	X	X	X	39.99	69.99
Limestone Fractured 3/8"	X	X	X	X	X	39.99	69.99
Grade #9 Base Mix		X	X	X	X	34.99	59.99
Sand, Torpedo	X	X	X	X	X	29.99	49.99
Sand, Mason			X	X		34.99	59.99
Pea Gravel		X	X	X		29.99	49.99
River Rock (#8)	X	X	X	X	X	39.99	69.99
Granite Chips 3/8"	X	X	X	X		154.99	279.99
Blue Stone Screenings	X			X		159.99	289.99
Red Flint		X	X			159.99	289.99
Red Degenerate Gravel	X	X	X	X		159.99	289.99
Pewter Pathway		X	X			159.99	289.99
Shooting Star Pathway			X			159.99	289.99
Dakota Pathway			X			159.99	289.99
Rustic Pathway			X			159.99	289.99
Rip Rap			X	X		39.99	69.99
Merremec Small			X				189.99*
American Heritage	X		X				149.99*
Grey Slate		X	X	X		209.99	389.99

Direct Ship / Semi Quantities / Call for Quote

*Sold by ton

Joint Fillers / Cement

Cements/ Mortars	Size	Per Pallet	Price
Sakrete Concrete Mix	80#	42	6.99
Brixment Mortar Mix Type N	70#	50	19.99
LaFarge Mortar Mix Type N	70#	45	16.99
LaFarge Mortar Mix Type S	75#	45	16.99
SpecMix Mortar Mix Type N	80#	42	11.99
SpecMix Mortar Mix Type	80#	42	11.99
SpecMix Poly Mod Setting Bed Mortar FINE	80# For Mortar Bed <= 1"	42	23.99
SpecMix Poly Mod Setting Bed COARSE	80# For Mortar Bed 1-4"	42	23.99
SpecMix Poly Mod Adhered Veneer Mortar	80#	42	22.99
SpecMix Poly Mod Thin Veneer Adhesion Thinset XP500	50#	56	49.99
LaFarge Portland Cement Type I	94#	40	21.99
LaFarge Portland Cement White	94#	35	34.99
Spec Mix Powdered Mortar Color Cannister	Use 1 Can with 1 Bag Mortar		9.99
Quikrete Liquid Cement Dye Brown, Buff, Charcoal, Terra Cotta	10oz		12.99
Heat Stop Refractory Cement Dry Mix	50#	48	114.99
Quikrete Concrete Acrylic Fortifier	1gal		29.99

Concrete Masonry Units

4"x8"x16"		150/pal	2.69
6"x8"x16"		130/pal	3.29
8"x8"x16"		90/pal	3.69

Joint Sands

SEK Jointing Sand Tan	50#	56	10.99
SEK Poly Sweep Polymeric Tan / Grey	50#	56	34.99
SEK Poly Sweep Polymeric Platinum	50#	56	42.99
SEK Poly Sweep Polymeric Black	50#	56	59.99
Alliance Eurostone Bond Polymeric Grey	50#	56	49.99
Alliance G2 Polymeric Beige	50#	56	43.99
Alliance G2 Polymeric Grey	50#	56	46.99
Alliance MAXX G2 Poly Black Diamond / Ivory	50#	56	56.99
Alliance Stone Dust Sahara Beige / Grey	50#	56	39.99
Alliance Gator Nitro Beige / Grey / Black	40#	48	109.99
Alliance Gator Nitro Silver	40#	48	119.99
Techniseal Poly NextGel Grey	50#	56	49.99
Techniseal Poly NextGel Prairie Tan	50#	56	46.99
Techniseal Poly Smart Sand Prairie Tan	50#	56	36.99
Techniseal Poly Smart Sand Prairie Prairie Grey	50#	56	39.99

Permeable Joint Chips

Alliance Aqua Rock Granite Grey	50#	56	35.99
SEK Perm Chip Eclipse Black	50#	56	44.99
SEK Perm Chip Stormy Grey	50#	56	29.99

Bed Dividers	Price
Plastic Bed Divider 20' x 5" includes 4 stakes; 1 connector	14.99
Stake Kits 4 stakes, 1 connector	3.99
8 stakes only	8.99
90° w/2 connectors	3.99
Curv-Rite Aluminum Edge (Mill) 8' x 4" includes 3 stakes	24.99
Curv-Rite Aluminum Edge (Black Deco, Green Deco) 8' x 4" includes 3 stakes	26.99
Border Line Steel Edge (Green/Black) 1/8" x 4" x 16' includes 6 stakes	76.99
Border Guard Steel Edge (Black) 3/16" x 4" x 16' includes 6 stakes	96.99
Border King Steel Edge (Black) 1/4" x 5" x 16' includes 6 stakes	149.99
Border Steel Edge Accessories Steel Stakes (each)	3.50
Steel Universal Corner (flexible)	14.99

Paver Restraints

Perma Edge (hand troweled mortar edging) 77 lbs. pail (20 linear feet per pail)	64.99
NEW SEK Edge Crete (hand troweled mortar edging) 50 lbs. bag (17 linear feet per bag)	29.99
Oly-Ola Bric-Edge II Flexible 15'	29.99
Oly-Ola Stone-Edge Flexible 15' / 1" Height	24.99
Gator Tile Edge 8' / 5/8" high	10.99
Snapedge Flexible or Rigid 8'	15.99
Curv-Rite Stable-Edge Flexible or Rigid 8'	19.99
B.E.A.S.T. / Diamond Paver Edge Flexible or Rigid 8'	12.99
Diamond-Lok T Shaped Edging Flexible 15' (comes with 5 metal stakes)	22.99

Rooftop/Aggregate Path

Oly-Ola Teco-Edg (flexible or rigid) 4" x 4" x 10'	59.99
6" x 6" x 10'	124.99
Cap/H Clip	1.99
Corner	2.99

Artificial Turf

Artificial Turf	Description	Size	Unit	Price
SynGrass*	Used for pets, playgrounds, landscapes	15' wide	sq ft	4.49
SynSavanna*	Used for pets, playgrounds, landscapes and rooftops	15' wide	sq ft	4.79
SynPrairie*	Used for pets, playgrounds, landscapes and rooftops	15' wide	sq ft	5.49
SynPutt*	Used for putting surface, agility training	15' wide	sq ft	5.79

*Sold by ln ft x 15' roll

Zeolite Granular Infill	for pet applications,	40lbs	20 sq ft	29.99
Seaming fabric	sold by ln ft, 12" wide, black woven fabric			.89
Golf cup kit	PVC Sleeve, Metal cup, stick and flag			229.99

Coverage Cheat Sheet

Outcropping Stones					
Grade	Heights	Dimensions	Coverage (FF/ton)	Ave. Weight/Pc	Pcs/Pallet (Approx)
1-2 man	6-12"	8-20"D x 8-20"L	10-15	285 lbs	14-16
2-3 man	6-10"/8-12"	12-24"D x 24-36"L	8-12	400 lbs	8-12
Bobcat	6-10"/8-12"/13-16"	18-30"D x 36-48"L	5-7	600 lbs	6-8
Pallet	6-10"/8-12"/13-16"	24-48"D x 36"-72"L (+)	5-7	1500 lbs	2-3
Step	5-8"	24-48"D x 36"-60"L	N/A	800 lbs	3-5
Bench	13-24"	18-36"D x 24-48"L	N/A	1200 lbs	N/A
Character	Chunky Odd Shapes Non Stackable Various Sizes 1-4' Call for Sizing				N/A

General Calculations

Weight Per Piece: LxWxH x 165 = Lbs.

Retaining Wall: Length x Average Height x Average Depth x 150 / 2000 = Approximate tonnage needed

Drystack Wallstones			
Grade	Heights	Coverage (ff/ton)	Coverage (lf/ton)
8" Depth	2-3	20	100
8" Depth	3-4	20	67
8" Depth	4-5	20	53
8" Depth	5-6	20	45
12" Depth	2-3	12	67
Random	2-6"	13-15*	N/A

*Assumes an average wall depth of 12"

General Calculations

8" Depth Retaining Wall = LxH / 20 = Approximate tonnage needed

Random Depth Retaining Wall = LxDxH x 150 / 2000 = Approximate tonnage needed

Veneer/Building Stone			
Grade	Bed Depth	Selling Unit	Coverage Calculation*
Thin	1.25" (+/- 1/4")	SqFt / LnFt	Measured SqFt - (LnFt. Of Corners Needed x .75) = Total SqFt.
Full Bed	3-5"	Ton	Length x Height / 35 = Approx. Tonnage

* Actual quantities subject to type of material, joint space, masonry technique, and waste

Boulder Coverage				
Grade	sf/ton	lf/ ton	pcs/ton	lbs/pc
4" - 8"	35	70	150-180	10-15
12" - 18"	12-15	24	15-25	80-150
18" - 24"	8-11	8	5-8	250-400
24" - 36"	4-6	4	2-4	500-1000

Notes

Approximately 2800# (1.4 tons) per cu.yd.


Approximate Weight per cu.ft. = 165 lbs.

Lurvey Select® Natural Stone

Boulders	Size	Texture	Coverage	Unit	Price	Per Lb. (<2,000 lbs.) Hand Selected
Aqua Blue Boulders (palletized)	7-36"	Fractured	Roughly 180 Lbs / Cu Ft	Ton	515.00	.45
Gun Metal Boulders (palletized)	7-12"	Fractured	25-30 Sq Ft / ton	Ton	430.00	.40
	12-18"		10-12 Sq Ft / ton	Ton	430.00	.40
	18-24"		5-8 Sq Ft / Ton	Ton	430.00	.40
	24-36"		3-5 Sq Ft / Ton	Ton	430.00	.40
Holey Boulders (palletized)	Assorted	Flat or Rounded	Roughly 150 Lbs / Cu Ft	Ton	495.00	.45
Midnight Blue Boulders (bulk)	12-36"	Fractured	Roughly 180 Lbs / Cu Ft	Ton	430.00	.40
New York Fieldstone Boulders (palletized)	Assorted		Roughly 150 Lbs / Cu Ft	Ton	500.00	.40
Squaw Valley Flats (palletized)	4-12"	Smooth, Flat, Round		Ton	870.00	.65
Weathered Limestone Boulders (palletized)	Assorted	Flat Stackable or Ornate	Roughly 150 Lbs / Cu Ft	Ton	395.00	.35
Weathered Sandstone Boulders (palletized)	Assorted	Flat Stackable or Ornate	Roughly 150 Lbs / Cu Ft	Ton	395.00	.35








	Size		Coverage	Unit	Price	Per Lb. (<2,000 lbs.) Hand Selected	Each
Wisconsin Granite Boulders (bulk)	4-8"	Smooth, Rounded	40-50 Sq Ft / ton	Yard*	325.00	.30	4.99
	12-18"		12-15 Sq Ft / ton*	Yard*	325.00	.30	49.99
	18-24"		8-12 Sq Ft / Ton*	Yard*	325.00	.30	99.99
	24-36"		3-5 Sq Ft / Ton*	Ton	250.00	.25	n/a

*Bulk orders of this material is sold by the cubic yard. 1 cu.yd. = approx. 1.3 tons

Stock Pillar Caps	Surface	Edge Treatment	Thickness	Size	Unit	Each
Bluestone - Blue Select	Thermal	Rockface	2"	24"x24"	ea	249.99
			3"	24"x24"	ea	349.99
	Thermal	Thermal	2"	24"x24"	ea	149.99
			3"	24"x24"	ea	249.99
Indiana Limestone	Sawn	Rockface	2-1/4"	26"x26"	ea	184.99
			3"	24"x24"	ea	209.99
				28"x28"	ea	269.99
				30"x30"	ea	294.99
Unilock - Black River	Natural	Rockface	2.625"	24"x24"	ea	229.99
				28"x28"	ea	269.99
 Unilock - Ivory Sand	Natural	Rockface	2.625"	24"x24"	ea	229.99

Stock Sills	Surface	Edge Treatment	Thickness	Size	Unit	Each
Indiana Limestone	Sawn	Sawn	2-1/4"	6"x72"/96"	Ln Ft	11.49
			4"	6"x72"/96"	Ln Ft	11.49
	Sawn	Rockface	2-1/4"	2-1/2x48"	Ln Ft	8.99
				3-1/2"x48"/60"/72"/84"	Ln Ft	9.49
				5-1/2"x48"	Ln Ft	10.49
				6"x48"	Ln Ft	11.49

Lurvey Select® Natural Stone

Stock Slabs	Surface	Edge Treatment	Thickness	Size	Unit	Price
(pricing is for full raw slabs - fabrication not included)						
Afyon Ice	Sandblast		2"	Call	Sq Ft	49.99
American Mist	Honed		1-1/4" (3cm)	Call	Sq Ft	39.99
Arctic	Natural Cleft		2"	Call	Sq Ft	34.99
	Thermal		2"			
Brentwood	Honed		2-1/4"	Call	Sq Ft	69.99
Blue Pearl	Polished		1-1/4" (3cm)	Call	Sq Ft	34.99
Bluestone - Blue Select	Thermal		1-1/2"	Call	Sq Ft	29.99
			2"			34.99
			3"			49.99
			4"			69.99
			6"			99.99
Cambridge/ Hampton	Thermal & Brushed		2"	Call	Sq Ft	49.99
Cottonwood	Honed		2-1/4"	Call	Sq Ft	19.99
Cygnus	Polished		1-1/4" (3cm)	Call	Sq Ft	44.99
Flint Hills (Pewter Mist)	Honed		2-1/4"	Call	Sq Ft	19.99
 French Vanilla	Natural Cleft		2"	Call	Sq Ft	34.99
 Harvest Brown	Natural Cleft		2"	Call	Sq Ft	34.99
Harvest Brown	Thermal		2"	Call	Sq Ft	34.99
Imported Gray Granite	Thermal		2"	Call	Sq Ft	29.99
Indiana Limestone (Gray)	Sawn		2-1/4"	Call	Sq Ft	19.99
			3"			24.99
			4"			29.99
			6"			39.99
Indiana Limestone (Buff)	Sawn		2-1/4"	Call	Sq Ft	24.99
			3"			29.99
			4"			39.99
			6"			59.99
Jerusalem Limestone	Honed		2"	Call	Sq Ft	24.99
Jerusalem Stardust	Sandblast		2"	Call	Sq Ft	29.99
 Kodiak/Sandy Point Granite	Sandblast		2"	Call	Sq Ft	39.99
 Lime Black	Natural Fleft		2"	Call	Sq Ft	34.99
Mesabi Black	Thermal		2-1/4"	Call	Sq Ft	49.99
Mesabi Black	Honed		2-1/4"	Call	Sq Ft	49.99
Oxford Buff	Shotblast		2"	Call	Sq Ft	34.99
 Rainbw	Sandblast		2"	Call	Sq Ft	34.99
 Rustic Canyon	Natural Cleft		2"	Call	Sq Ft	34.99
 Teakwood	Sandblast		2"	Call	Sq Ft	34.99
Valders Buff	Sandblast		2"	Call	Sq Ft	30.99
Valders Dovewhite	Sandblast		2"	Call	Sq Ft	33.99

Treads / Copings

Afyon Ice	Sandblast	Bullnose or Eased	2"	12"/14"/16" x 48"	Sq Ft	37.99
Arctic	Natural Cleft	Rockface	2"	12"/16" x 48"/72" & 18" x 72"	Sq Ft	19.99
Arctic	Thermal	Thermal	2"	12"/14"/18" x 48"/72" & 12" x 96"	Sq Ft	24.99
Bluestone - Blue Select	Thermal	Thermal	2"	12"/14" x 36"/48"/60"/72"/84"/96"	Sq Ft	26.99
				16"/18"/24" x 36"/48"/60"/72"/96"	Sq Ft	29.99
Bluestone - Full Color (Variegated)	Thermal	Thermal	2"	12"/14" x 36"/48"/60"/72"/84"/96"	Sq Ft	24.99
				16"/18"/24" x 36"/48"/60"/72"/96"	Sq Ft	27.99
Cambridge/Hampton	Thermal & Brushed	Rockface	2"	12"/16" x 48"/72"	Sq Ft	26.99
Castle Grey	Thermal	Thermal	2"	12" x 48" & 18" x 48"/72"	Sq Ft	26.99
Eden	Natural Cleft	Rockface	2"	14"/18" x 36"/48"/60"	Sq Ft	62.99
Harvest Brown	Natural Cleft	Rockface	2"	12"/18"/24" x 72"/96"	Sq Ft	19.99
Harvest Brown	Thermal	Thermal	2"	12"/14"/18" x 48"/72"	Sq Ft	24.99
Imported Gray Granite	Thermal	Thermal	2"	12"/14"/18" x 48"/72"	Sq Ft	24.99
Indiana Limestone FCB	Sawn	Bullnose	2-1/4"	13-1/8" x 48"	Sq Ft	27.99
Indiana Limestone	Sawn	Sawn	2-1/4"	12"/14"/18"/24" x 48"/72"/96"	Sq Ft	22.99

Lurvey Select® Natural Stone

Treads / Copings Continued	Surface	Thickness	Size	Unit	Price
Jerusalem Limestone	Tumbled	Tumbled	2"	14"/18" x 48"	Sq Ft 39.99
Jerusalem Stardust	Sandblast	Sandblast	2"	14"/18" x 48"/72"	Sq Ft 39.99
NEW Kodiak/Sandy Point Granite	Sandblast	Sandblast	2"	12"/14" x 48"/72"	Sq Ft 24.99
NEW Lime Black	Natural	Cleft Rockface	2"	12"/14"/16" x 48"/72"	Sq Ft 26.99
Manhattan Granite	Thermal	Thermal	2"	14" x 48" & 18" x 48"/72"	Sq Ft 34.99
NEW Oxford Buff	Sandblast	Rockface	2"	12"/18" x 48"/72"	Sq Ft 24.99
Oxford Buff	Sandblast	Bullnose	2"	14" x 48"	Sq Ft 24.99
Smoky Mountain/Slate Grey	Natural Cleft	Rockface	2"	12"/16" x 48"/72"	Sq Ft 19.99
Sunset Granite	Thermal	Thermal	2"	14" x 48" & 18" x 48"/72"	Sq Ft 27.99
Unilock - Black River	Natural Cleft	Rockface	2"	12" x 48"	ea 174.99
Unilock - Golden Sand	Sandblast	Bullnose	2"	12" x 48"	ea 229.99
		Rockface	2"	12" x 48"	ea 189.99
Unilock - Ivory Sand	Sandblast	Bullnose	2"	12" x 48"	ea 234.99
		Rockface	2"	12" x 48"	ea 209.99
Unilock - Stone Cliff Grey	Natural Cleft	Fullnose	2"	12" x 48"	ea 229.99
		Natural	2"	12" x 48"	ea 194.99
Valders Buff	Sandblast	Bullnose & Sandblast	2"	13-1/2"/24" x 36"/48"	Sq Ft 69.99
Valders Dovewhite	Sandblast	Bullnose & Sandblast	2"	13-1/2"/24" x 36"/48"	Sq Ft 62.99

Irregular Flagstone

	Coverage	Per Ton	Per Lb. (<2,000 lbs.) Hand Selected
--	----------	---------	---

Bluestone Blue Select	Natural Cleft	1.5"-2"	approx 75 Sq Ft / Ton	960.00	.85
Bluestone Full Range	Natural Cleft	1.5"-2"	approx 75 Sq Ft / Ton	590.00	.55
Cambrian Cream	Thermal	1.25"	approx 100 Sq Ft / Ton	1,030.00	.95
Chestnut / Sandy Creek	Natural Cleft	1.5"-3"	approx 65 Sq Ft / Ton	895.00	.80
Chilton	Natural Cleft	1.5"-2.5"	approx 70 Sq Ft / Ton	905.00	.80
Eden	Natural Cleft	1"-2"	approx 75 Sq Ft / Ton	910.00	.80
Eden Extra Large	Natural Cleft	2"-3"	approx 65 Sq Ft / Ton	1,200.00	1.10
Farmers	Natural Cleft	1.5"-2.5"	approx 70 Sq Ft / Ton	890.00	.80
Fond Du Lac Gray	Natural Cleft	1.5"-2.5"	approx 75 Sq Ft / Ton	850.00	.75
Fossil Creek	Natural Cleft	1.5"-2"	approx 70 Sq Ft / Ton	835.00	.75
Idaho Gold	Natural Cleft	1.5"-1.75"	approx 90 Sq Ft / Ton	870.00	.80
Idaho Silver	Natural Cleft	1.5"-1.75"	approx 90 Sq Ft / Ton	870.00	.80
Lannon	Natural Cleft	1.5"-2.5"	approx 65 Sq Ft / Ton	670.00	.60
Mountain Crest	Natural Cleft	1.5"-2"	approx 75 Sq Ft / Ton	695.00	.65
Oakfield	Natural Cleft	1.5"-2.25"	approx 70 Sq Ft / Ton	725.00	.65
Valders Buff	Sandblast	1.625"	approx 90 Sq Ft / Ton	1,195.00	1.10
Valders Dovewhite	Sandblast	1.625"	approx 90 Sq Ft / Ton	1,195.00	1.10
White Mist	Natural Cleft	1.5"-1.75"	approx 90 Sq Ft / Ton	870.00	.80

Irregular Steppers

Bluestone Full Range	Natural Cleft	1.25"-2.5"	approx 90 Sq Ft / Ton	510.00	.45
Chestnut / Sandy Creek	Natural Cleft	1"-2"	approx 95 Sq Ft / Ton	595.00	.55
Chilton	Natural Cleft	1.25"-2.25"	approx 110 Sq Ft / Ton	455.00	.40
Eden / Fond Du Lac Gray	Natural Cleft	1.25"-2.25"	approx 110 Sq Ft / Ton	375.00	.35
NEW Premium Eden / Fond Du Lac Gray	Natural Cleft	1.25"-2.25"	approx 90 Sq Ft / Ton	560.00	.50

Outcropping

Bluestone		3-8"	Assorted	480.00	.45
Chilton for Steps	Flat walkable surface	5-8"	Assorted	565.00	.50
Chilton Weathered Edge		6-12"	Assorted	345.00	.30
Door County Weathered Edge		6-12"	Assorted	385.00	.35
Eden		6-12"	Pallet Size	300.00	.25
		6-12"	2-3 Man & Bobcat	315.00	.30

Lurvey Select® Natural Stone

Outcropping Continued	Surface	Thickness	Size	Per Ton	Per Lb. (<2,000 lbs.) Hand Selected
Eden for Benches		13-24"	18-36" x 24-48"	455.00	.40
Eden for Steps	Flat walkable surface	5-8"	Assorted	565.00	.50
Eden Weathered Edge		6-12"	Assorted	380.00	.35
Fond Du Lac Gray		5-12"	Assorted	400.00	.35
Graphite		5-12"	Pallet Size	325.00	.30
		5-12"	2-3 Man	325.00	.30
Highland Brown		5-8"	Assorted	385.00	.35
		8-12"	Assorted	340.00	.30
Lannon		Call	Call	300.00	.25
Lannon Weathered Edge		Call	Call	375.00	.35
McGregor Lake (Call for Availability)	Small	8-14"	8-12" x 15-24"	640.00	.60
	Large	24-36"	30-36" x 36-48"	620.00	.55
	For Steps	Flat walkable surface 6-8" thick	random depth x 48-60" lengths	810.00	.75
Moose Mountain (Call for Availability)	Small	8-14"	8-12" x 15-24"	640.00	.60
	Large	24-36"	30-36" x 36-48"	620.00	.55
	For Steps	Flat walkable surface 6-8" thick	random depth x 48-60" lengths	810.00	.75
New York Fieldstone			Assorted	440.00	.40
Rustic Gray		10-28"	Assorted	225.00	.20
Saratoga		6-12"	16-30" x 30-60"	790.00	.70

Dimensional Pavers - NOMINAL	Surface	Edge	Thickness	Size	Unit	Price
Arctic	Natural Cleft	Sawn	1"	up to 23.5" x 35.5"	Sq Ft	9.99
	Thermal	Sawn	1"	up to 23.5" x 35.5"	Sq Ft	12.99
Bluestone - Blue Select	Natural Cleft	Sawn	1.25"-2"	up to 23.5" x 35.5"	Sq Ft	12.49
Bluestone - Full Range	Natural Cleft	Sawn	1.25"-2"	up to 23.5" x 29.5"	Sq Ft	10.49
Bluestone - Blue Slect	Thermal	Sawn	1.5"	up to 23.5" x 35.5"	Sq Ft	16.49
Bluestone - Full Range (Variegated)	Thermal	Sawn	1.5"	up to 23.5" x 35.5"	Sq Ft	14.49
Harvest Brown	Thermal	Sawn	1"	up to 23.5" x 35.5"	Sq Ft	12.99
Imported Gray Granite	Thermal	Sawn	1"	11.5" x 23.5" to 23.5" x 35.5"	Sq Ft	12.99
Kodiak/Sandy Point Granite	Sandblast	Sawn	1"	up to 23.5" x 35.5"	Sq Ft	16.99
Oxford Buff	Shotblast	Sawn	1"	up to 23.5" x 35.5"	Sq Ft	12.99
Rustic Gray	Thermal	Sawn	1.25"	up to 23.625" x 35.625"	Sq Ft	19.99
Valders Buff (Stock Sizes)	Sandblast	Sawn	1.625"	up to 23.625" x 35.265"	Sq Ft	19.99
Valders Dovewhite (Stock Sizes)	Sandblast	Sawn	1.625"	up to 23.625" x 35.265"	Sq Ft	21.99

Dimensional Pavers - FULL DIMENSION	Surface	Edge	Thickness	Size	Unit	Price
Afyon Ice	Sandblast	Sawn	1.25"	24" x 24"	Sq Ft	16.49
				24" x 36"	Sq Ft	16.49
Bluestone - Blue Select	Natural Cleft	Sawn	1.25"-1.75"	12"x12" to 24"x24" 147 sf mixed pallets	Sq Ft	13.99
Bluestone - Full Range	Natural Cleft	Sawn	1.25"-1.75"	12"x12" to 24"x24" 147 sf mixed pallets	Sq Ft	11.99
Bluestone - Blue Select	Thermal	Sawn	1.5"	up to 24" x 36"	Sq Ft	17.99
Bluestone - Full Range	Thermal	Sawn	1.5"	up to 24" x 36"	Sq Ft	16.99
Bluestone - Tumbled	Tumbled	Tumbled	2"	6"x6" to 12"x24" mixed 100 sf pallets	Sq Ft	16.99
Cambridge/Hampton	Brushed	Sawn	1"	up to 24" x 36"	Sq Ft	12.99
Castle Gray Granite	Thermal	Sawn	1"	up to 24" x 36"	Sq Ft	16.99
Eden	Natural Cleft	Sawn	1"-1.5"	up to 4 Sq Ft	Sq Ft	29.99
			1"-1.5"	over 4 Sq Ft up to 6 Sq Ft	Sq Ft	32.99
Harvest Brown	Natural Cleft	Sawn	1"	up to 24" x 36"	Sq Ft	9.99
Jerusalem Limestone	Tumbled	Tumbled	1.25"	up to 24" x 36"	Sq Ft	19.99
Jerusalem Stardust	Sandblast	Sawn	1.25"	up to 24" x 36"	Sq Ft	19.99
Lime Black	Natural Cleft	Sawn	1"	up to 24" x 36"	Sq Ft	12.99
Manhattan Granite	Thermal	Sawn	1"	up to 24" x 36"	Sq Ft	19.99
Silver Travertine	Tumbled	Tumbled	1.25"	176sf mixed crates 8"x8" up to 16" x 24"	Sq Ft	14.99
Smoky Mountain / Slate Gray	Natural Cleft	Sawn	1"	up to 24" x 36"	Sq Ft	9.99

Lurvey Select® Natural Stone

Unilock - Autumn Harvest	Natural Cleft	Snapped	7/8"	12" x 24", 18" x 24", 24" x 24", 24" x 36"	Sq Ft	15.99
Unilock - Black River	Natural Cleft	Sawn	7/8"		Sq Ft	12.99
Unilock - Golden Sand	Sandblast	Sawn	7/8"		Sq Ft	17.99
NEW Unilock - Greyfield	Natural Cleft	Sawn	7/8"		Sq Ft	19.99
Unilock - Ivory Sand	Sandblast	Sawn	7/8"		Sq Ft	19.99
Unilock - Stone Cliff Grey	Natural Cleft	Snapped	7/8"		Sq Ft	16.99
Valders Rustic Buff Blend	Sandblast	2 snapped / 2 sawn	1.25"	6" x 6" to 18" x 18" 100 Sq Ft Mixed Pallets	Sq Ft	9.99
			1.625"		Sq Ft	10.99
Valders Rustic Gray Blend	Sandblast	2 snapped / 2 sawn	1.25"	6" x 6" to 18" x 18" 100 Sq Ft Mixed Pallets	Sq Ft	10.99
			1.625"		Sq Ft	12.99
Vintage Walnut Travertine	Tumbled	Tumbled		176sf mixed crates 8" x 8" up to 16" x 24"	Sq Ft	11.99

Dimensional Pavers - COBBLES	Surface	Edge	Size	Coverage	Per Ton	Per Lb. (<2,000 lbs.) Hand Selected
Bluestone	Natural	Sawn/Snapped & Tumbled	4-5" x 5" x 12"	28 Sq Ft / Ton	975.00	.90
Eden - Lawn Edging	Natural	Snapped	4" x 4" x var	approx 110 Ln Ft / Ton	555.00	.50
Eden	Natural	Sawn & Tumbled	2-3" x 5" x 5"	approx 64 Ln Ft / Ton	715.00	.65
			2-3" x 5" x 10"	approx 64 Ln Ft / Ton	715.00	.65
			3-4" x 5" x 5"	approx 45 Ln Ft / Ton	775.00	.70
			3-4" x 5" x 10"	approx 45 Ln Ft / Ton	775.00	.70
			4-5" x 5" x 5"	approx 30 Sq Ft / Ton	835.00	.75
			4-5" x 5" x 10"	approx 30 Sq Ft / Ton	835.00	.75
NEW Mountain Crest - Lawn Edging	Natural	Snapped	4" x 4" x var	approx 110 Ln Ft / Ton	570.00	.50
Valders	Sawn & Tumbled	Sawn & Tumbled	3-5/8" x 5" x 5"	approx 40 Sq Ft / Ton	860.00	.75
			3-5/8" x 5" x 10"		860.00	.75

	Surface	Edge	Size	Coverage	Unit	
Black Granite	Snapped & Tumbled	Snapped & Tumbled	5" x 5" x 9"	3.2 pieces / Sq Ft	ea	8.99
Buff Granite					ea	9.99
Grey Granite					ea	7.49
Red Granite					ea	9.49
Yellow Granite					ea	11.99
Reclaimed Chicago Street Pavers (Rose/Pink Granite) - Call for Availability	Snapped & Tumbled	Snapped & Tumbled	5" x 5" x 10"	2.88 pieces / Sq Ft	ea	8.99

Steps	Surface	Edge	Thickness	Size	Unit	
NEW Arctic	Natural Cleft	Rockface	7"	16" x 48" / 60" / 72"	Sq Ft	64.99
Bluestone	Thermal	Snapped	6"	18" / 24" x 36" / 48" / 60"	Sq Ft	59.99
Bluestone - Blue Select	Thermal	Thermal	6"	18" / 24" x 36" / 48" / 60" / 72"	Sq Ft	94.99
Chilton	Natural Cleft	Weathered	5-7"	18" / 24" x 36" / 48" / 60"	Sq Ft	74.99
Eden	Natural Cleft	Cut & Rockface	6-7"	18" / 24" x 36" / 48" / 60" / 72" / 84"	Sq Ft	59.99
Eden	Natural Cleft	Snapped	5-7"	18" / 24" x 36" / 48"	Sq Ft	54.99
Eden	Natural Cleft	Weathered	6-7"	18" / 24" x 36" / 48" / 60" / 72"	Sq Ft	64.99
NEW Harvest Brown	Natural Cleft	Rockface	7"	16" x 48" / 60" / 72"	Sq Ft	64.99
Highland Brown	Natural Cleft	Weathered	5-7"	18" / 24" x 36" / 48" / 60"	Sq Ft	74.99
Indiana Limestone FCB	Sawn	Snapped	6"	16" x 36" / 48" / 60"	Sq Ft	39.99
NEW Lime Black	Natural Cleft	Rockface	7"	16" x 48" / 60" / 72"	Sq Ft	82.99
Sandy Creek	Natural Cleft	Snapped		18" / 24" x 36" / 48" / 60"	Sq Ft	64.99
Smoky Mountain/Slate Grey	Natural Cleft	Rockface	7"	16" x 48" / 60" / 72"	Sq Ft	64.99
Unilock - Black River	Natural Cleft	Rockface	6"	16" x 48"	ea	449.99
NEW Unilock - Ivory Sand	Sandblast	Rockface	5.875"	16" x 48"	ea	479.99

Lurvey Select® Natural Stone

Drywall / Random Wall	Surface	Edge	Thickness	Coverage	Per Ton	Per Lb. (<2,000 lbs.) Hand Selected
Bluestone 8"	Varies	Snapped	2-6"	20 Face Ft / Ton	525.00	.45
Chilton Weathered Edge 8"	Natural Cleft	Weathered	2-3"	20 Face Ft / Ton	455.00	.40
			3-4"		455.00	.40
			4-5"		445.00	.40
			5-6"		400.00	.35
Eden 8"	Natural Cleft	Snapped	2-3"	20 Face Ft / Ton	400.00	.35
			3-4"		425.00	.40
			4-5"		450.00	.40
			5-6"		400.00	.35
Eden Weathered Edge 8"	Natural Cleft	Weathered	2-3"	20 Face Ft / Ton	470.00	.40
			3-4"		450.00	.40
			4-5"		455.00	.40
			5-6"		455.00	.40
NEW Empire 8"	Natural Cleft	Snapped	2-3"	20 Face Ft / Ton	460.00	.40
			3-4"		435.00	.40
			4-5"		435.00	.40
Fond Du Lac Gray 8"	Natural Cleft	Snapped	2-3"	20 Face Ft / Ton	455.00	.40
			3-4"		455.00	.40
			4-5"		455.00	.40
			5-7"		455.00	.40
Highland Brown 8"	Natural Cleft	Weathered	2-4"	20 Face Ft / Ton	495.00	.45
			4-6"		475.00	.45
Indiana Limestone FCB 8"	Sawn	Snapped	3"	20 Face Ft / Ton	615.00	.55
			6"		615.00	.55
Mountain Crest 8"	Natural Cleft	Snapped	2-3"	20 Face Ft / Ton	390.00	.35
			3-4"		400.00	.35
			4-5"		430.00	.40
Oakfield 8"	Natural Cleft	Snapped	2-3"	20 Face Ft / Ton	400.00	.35
			3-4"		400.00	.35
			4-5"		400.00	.35
			5-6"		400.00	.35
Oakfield Weathered Edge 8"	Natural Cleft	Weathered	2-3"	20 Face Ft / Ton	465.00	.40
			3-4"		465.00	.40
			4-5"		470.00	.40
NEW Rustic Gold 8"	Sawn	Snapped	3"	20 Face Ft / Ton	565.00	.50
			6"		565.00	.50
NEW Rustic Gold 12"	Thermal	Snapped	3"	53 Ln Ft / Ton	1,605.00	1.45
NEW Rustic Gray 8"	Sawn	Snapped	3"	20 Face Ft / Ton	550.00	.50
			6"		550.00	.50
NEW Rustic Gray 12"	Thermal	Snapped	3"	53 Ln Ft / Ton	1,605.00	1.45
Superior Sawn 8"	Sawn	Snapped	3"	20 Face Ft / Ton	550.00	.50
Superior Sawn 8"	Sawn	Snapped	6"	20 Face Ft / Ton	550.00	.50
Pennsylvania (PA) Fieldstone Random Wall	Natural	Natural	Heavy	12-15 Face Ft / Ton	420.00	.40
			Thin		420.00	.40

Veneer Stone Ashlar / Natural Layered	Full		Thin Flats		Thin Corners	
	Price	Unit	Price	Unit	Price	Unit
Bluestone Blue Select 2-6"	610.00	Ton	13.99	Sq Ft	27.99	Ln Ft
Bluestone Full Range 2-6"	610.00	Ton	13.99	Sq Ft	27.99	Ln Ft
Buckingham Machine Cut 2-6"	535.00	Ton	13.99	Sq Ft	18.99	Ln Ft
Buckingham Machine Cut 6-9"	535.00	Ton	13.99	Sq Ft	18.99	Ln Ft
Champagne Cobble	305.00	Ton	8.99	Sq Ft	18.99	Ln Ft
Chilton Machine Cut 2-6"	340.00	Ton	10.99	Sq Ft	18.99	Ln Ft
Chilton Machine Cut 6-9"	385.00	Ton	11.99	Sq Ft	18.99	Ln Ft
Chilton Weathered Edge NO RED 2-6"	570.00	Ton	15.99	Sq Ft	19.99	Ln Ft
Chilton Weathered Edge NO RED 6-9"	570.00	Ton	16.99	Sq Ft	19.99	Ln Ft
Chilton Weathered Edge WITH RED 2-6"	510.00	Ton	15.99	Sq Ft	19.99	Ln Ft
Chilton Weathered Edge WITH RED 6-9"	570.00	Ton	16.99	Sq Ft	19.99	Ln Ft
Columbia	535.00	Ton	15.99	Sq Ft	19.99	Ln Ft
Connecticut Blend Ashlar*	685.00	Ton	17.99	Sq Ft	26.99	Ln Ft
Door County Rustic Weathered Edge 2-8"	710.00	Ton	19.99	Sq Ft	24.99	Ln Ft
Eden Machine Cut 2-6"	395.00	Ton	10.99	Sq Ft	18.99	Ln Ft
Eden Machine Cut 6-9"	435.00	Ton	12.99	Sq Ft	18.99	Ln Ft
Eden Machine Cut TUMBLED 2-6"	605.00	Ton	16.99	Sq Ft	26.99	Ln Ft
Empire 2-6"	340.00	Ton	11.99	Sq Ft	24.99	Ln Ft
Fitzwilliam Ashlar*	800.00	Ton	18.99	Sq Ft	26.99	Ln Ft
Fond Du Lac Country	395.00	Ton	10.99	Sq Ft	16.99	Ln Ft
Graphite Country	420.00	Ton	10.99	Sq Ft	16.99	Ln Ft
Harvest Mix Snapped	605.00	Ton	13.99	Sq Ft	19.99	Ln Ft
Indigo Country	395.00	Ton	13.99	Sq Ft	21.99	Ln Ft
Lannon Colonial Blend	400.00	Ton	11.99	Sq Ft	19.99	Ln Ft
Liberty Hill Strip*	685.00	Ton	17.99	Sq Ft	26.99	Ln Ft
McGregor Lake Ledge	1,005.00	Ton	26.99	Sq Ft	37.99	Ln Ft
McGregor Lake Ledge TUMBLED	1,005.00	Ton	26.99	Sq Ft	37.99	Ln Ft
Moose Mountain Ledge	1,005.00	Ton	26.99	Sq Ft	37.99	Ln Ft
Moose Mountain Ledge TUMBLED	1,005.00	Ton	26.99	Sq Ft	37.99	Ln Ft
Mountain Crest Machine Cut 2-6"	395.00	Ton	11.99	Sq Ft	18.99	Ln Ft
Oakfield Machine Cut 2-6"	340.00	Ton	9.99	Sq Ft	18.99	Ln Ft
Oakfield Machine Cut 6-9"	445.00	Ton	12.99	Sq Ft	18.99	Ln Ft
Oakfield Weathered Edge 2-6"	510.00	Ton	14.99	Sq Ft	20.99	Ln Ft
Sapphire Blue	800.00	Ton	18.99	Sq Ft	29.99	Ln Ft
South Bay Ashlar	685.00	Ton	22.99	Sq Ft	25.99	Ln Ft
Saratoga Ashlar	685.00	Ton	20.99	Sq Ft	25.99	Ln Ft
Ticonderoga Ashlar*	745.00	Ton	20.99	Sq Ft	25.99	Ln Ft
Tundra Country	570.00	Ton	14.99	Sq Ft	20.99	Ln Ft
Valders Full Color Machine Cut - 2-8"	685.00	Ton	17.99	Sq Ft	22.99	Ln Ft
Windsor 2-6"	515.00	Ton	12.99	Sq Ft	20.99	Ln Ft
Windsor 6-9"	530.00	Ton	13.99	Sq Ft	20.99	Ln Ft

* Not stocked locally, additional freight charges may apply

Veneer Stone - Squares & Rectangles

Big Timber			18.99	Sq Ft	21.99	Ln Ft
Buckingham Rustic Royal Chateau	570.00	Ton	15.99	Sq Ft	21.99	Ln Ft
Chilton Rustic Royal Chateau	570.00	Ton	15.99	Sq Ft	21.99	Ln Ft
Connecticut Blend Roughly Square & Recs*	650.00	Ton	17.99	Sq Ft	26.99	Ln Ft
Coyote Grey Ashlar	845.00	Ton	9.99	Sq Ft	19.99	Ln Ft
Diamond Back Ridge Ashlar*	845.00	Ton	9.99	Sq Ft	19.99	Ln Ft
Eden Rustic Royal Chateau	570.00	Ton	14.99	Sq Ft	20.99	Ln Ft
Eden Rustic Royal Chateau Tumbled	775.00	Ton	18.99	Sq Ft	28.99	Ln Ft
Fitzwilliam Roughly Square & Recs*	760.00	Ton	17.99	Sq Ft	26.99	Ln Ft
Fond Du Lac Manor	445.00	Ton	10.99	Sq Ft	16.99	Ln Ft
Grand Cayman Ashlar*	845.00	Ton	8.99	Sq Ft	19.99	Ln Ft
Graphite Manor	485.00	Ton	10.99	Sq Ft	19.99	Ln Ft
Liberty Hill Roughly Square & Recs*	650.00	Ton	17.99	Sq Ft	26.99	Ln Ft

Lurvey Architectural Stone

	Full		Thin Flats		Thin Corners	
	Price	Unit	Price	Unit	Price	Unit
Mountain Crest Rustic Royal Chateau	570.00	Ton	14.99	Sq Ft	20.99	Ln Ft
Oakfield Rustic Royal Chateau	495.00	Ton	14.99	Sq Ft	20.99	Ln Ft
Saratoga Roughly Square & Recs	685.00	Ton	20.99	Sq Ft	25.99	Ln Ft
South Bay Roughly Square & Recs	685.00	Ton	22.99	Sq Ft	25.99	Ln Ft
Southern Eclipse Ashlar*	845.00	Ton	9.99	Sq Ft	19.99	Ln Ft
Ticonderoga Roughly Square & Recs*	745.00	Ton	20.99	Sq Ft	25.99	Ln Ft





Veneer Stone - Thin Ledge

American Mist*	665.00	Ton	15.99	Sq Ft	26.99	Ln Ft
Eden Machine Cut Thin Ledge	745.00	Ton	14.99	Sq Ft	22.99	Ln Ft
Highland Scotch*	1,030.00	Ton	21.99	Sq Ft	31.99	Ln Ft
Pennsylvania (PA) Fieldstone 1-5"	685.00	Ton	17.99	Sq Ft	26.99	Ln Ft
Spalted Oak*	985.00	Ton	21.99	Sq Ft	32.99	Ln Ft
Windsor Thin Ledge	880.00	Ton	16.99	Sq Ft	22.99	Ln Ft

Veneer Stone - Mosaic / Fieldstone / Rounds

Buckingham Webstone	340.00	Ton	10.99	Sq Ft	19.99	Ln Ft
Chilton Webstone	315.00	Ton	8.99	Sq Ft	19.99	Ln Ft
Eden Webstone	315.00	Ton	8.99	Sq Ft	19.99	Ln Ft
Oakfield Webstone	315.00	Ton	8.99	Sq Ft	19.99	Ln Ft
Wisconsin Granite Fieldstone Round Side Out	435.00	Ton	25.99	Sq Ft	33.99	Ln Ft
Wisconsin Granite Fieldstone Split Side Out	475.00	Ton	25.99	Sq Ft	33.99	Ln Ft

Veneer Stone - Sawn Heights



Chilton Royal Chateau	650.00	Ton	16.99	Sq Ft	22.99	Ln Ft
Eden Machine Cut Dimensional - up to 10-1/2"	685.00	Ton	18.99	Sq Ft	22.99	Ln Ft
Eden Royal Chateau	625.00	Ton	14.99	Sq Ft	21.99	Ln Ft
 Fond Du Lac Dimensional	535.00	Ton	16.99	Sq Ft	21.99	Ln Ft
 Fond Du Lac Dimensional Clean Split	605.00	Ton	17.99	Sq Ft	22.99	Ln Ft
Gabouri Dimensional Split Face*	730.00	Ton	18.99	Sq Ft	23.99	Ln Ft
 Valders Buff Rockface - up to 7-3/4"	945.00	Ton	19.99	Sq Ft	24.99	Ln Ft
Valders Buff Split Face - up to 7-3/4"	800.00	Ton	17.99	Sq Ft	22.99	Ln Ft
Valders Dovewhite Rockface - up to 7-3/4"	995.00	Ton	22.99	Sq Ft	24.99	Ln Ft
 Valders Dovewhite Split Face - up to 7-3/4"	880.00	Ton	20.99	Sq Ft	22.99	Ln Ft

* Not stocked locally, additional freight charges may apply



Veneer Stone - Blends (pre-blended)

 Mission Bay	585.00	Ton	16.99	Sq Ft	22.99	Ln Ft
Sierra Gray Chalet Manor	645.00	Ton	20.99	Sq Ft	29.99	Ln Ft
Sierra Gray Manor Creek	625.00	Ton	19.99	Sq Ft	29.99	Ln Ft
Sierra Gray Nordic	535.00	Ton	18.99	Sq Ft	29.99	Ln Ft



Veneer Stone - 3-Course Ashlar

 Pangaea Diamond River			16.99	Sq Ft	29.99	Ln Ft
 Pangaea Oxford			19.99	Sq Ft	29.99	Ln Ft

Veneer Stone - Ledge Stone

 Pangaea Providence			11.99	Sq Ft	22.99	Ln Ft
 Pangaea West Coast			11.99	Sq Ft	22.99	Ln Ft

Veneer Stone - Roman Castlestone

 Pangaea Sierra Ridge			14.99	Sq Ft	27.99	Ln Ft
 Pangaea West Coast			14.99	Sq Ft	27.99	Ln Ft

	Thin Flats		Thin Corners	
	Price	Unit	Price	Unit
Veneer Stone - Ledge Panel 6" x 24"				
Rockmount Arctic White 3D	8.99	Sq Ft	11.99	Ln Ft
Rockmount Coal Canyon	7.99	Sq Ft	9.99	Ln Ft
Rockmount Cosmic Gray 3D Wave	8.99	Sq Ft	11.99	Ln Ft
Rockmount Golden Honey	7.99	Sq Ft	9.99	Ln Ft
Rockmount Golden White	7.99	Sq Ft	9.99	Ln Ft
Rockmount Silver Travertine	7.99	Sq Ft	9.99	Ln Ft
Rockmount White Oak	7.99	Sq Ft	9.99	Ln Ft

Veneer Stone - Ledge Panel 9" x 24"				
Rockmount XL Arctic White	12.99	Sq Ft	14.99	Ln Ft
Rockmount XL California Gold	9.99	Sq Ft	12.99	Ln Ft
Rockmount XL Mayra White	12.99	Sq Ft	14.99	Ln Ft
Rockmount XL Roman Beige	9.99	Sq Ft	12.99	Ln Ft
Rockmount XL Sierra Blue	12.99	Sq Ft	14.99	Ln Ft

Veneer Stone - Blends - Components sold separately	
Buckingham Country Manor	50% Eden Machine Cut / 40% Buckingham Rustic Royal Chateau / 10% Windsor
Chief Cliff	50% Moose Mountain Ledge / 50% McGregor Lake Ledge
Chilton Country Manor	50% Chilton Machine Cut / 40% Chilton Rustic Royal Chateau / 10% Chilton Weathered Edge with Red
Chilton Heritage Antique	60% Chilton Machine Cut / 30% Chilton Web / 10% Weathered Edge with Red
Eden Country Manor	50% Eden Machine Cut / 40% Eden Rustic Royal Chateau / 10% Windsor
Eden Heritage Antique	60% Eden Machine Cut / 30% Eden Web / 10% Windsor
Lurvey Estate Blend	50% Manitowoc Gray Tumbled / 50% Eden Rustic Royal Chateau Tumbled
Midnight Country Manor	40% Eden Machine Cut / 30% Eden Rustic Royal Chateau / 30% Sapphire Blue
Mountain Crest Country Manor	50% Mountain Crest Machine Cut / 40% Mountain Crest Rustic Royal Chateau / 10% Windsor
Oakfield Country Manor	50% Oakfield Machine Cut / 40% Oakfield Rustic Royal Chateau / 10% Oakfield Weathered Edge
Oakfield Heritage Antique	60% Oakfield Machine Cut / 30% Oakfield Web / 10% Oakfield Weathered Edge

Stone Fabrication

Unit Each

Custom Fabrication Charges - Cuts

Straight Cuts on stone 2.25" thick or less	Ln Ft	7.00
Straight Cuts on stone over 2.25" thick up to 4" thick	Ln Ft	10.00
Straight Cuts on stone over 4" thick		Call
Radius Cuts on stone 2.25" thick or less	Ln Ft	15.00
Radius Cuts on stone over 2.25" thick up to 4" thick	Ln Ft	20.00
Radius Cuts on stone over 4" thick		Call

Custom Fabrication Charges - Edge Treatments

Beveled edge on stone up to 3" thick	Ln Ft	6.00
Honed edge on stone up to 3" thick	Ln Ft	10.00
Sandblast edge on stone up to 3" thick	Ln Ft	20.00
Rockfaced edge on stone up to 3" thick	Ln Ft	7.00
Rockfaced edge on stone over 3" thick up to 6" thick	Ln Ft	12.00
Thermaled edge on stone up to 3" thick	Ln Ft	6.00
Thermaled edge on stone over 3" thick up to 6" thick	Ln Ft	10.00
Straight Bullnose edge on stone up to 2.25" thick	Ln Ft	8.00
Radius Bullnose edge on stone up to 2.25" thick	Ln Ft	18.00
Round Over top and bottom edge	Ln Ft	12.00

Custom Fabrication Charges - Surface Treatments

Honed Surface	Sq Ft	50.00
Polished Surface	Sq Ft	60.00
Sandblast Surface	Sq Ft	20.00
Thermal Surface	Sq Ft	18.00
Sanded Surface	Sq Ft	4.00

Custom Fabrication Charges - Specialty

Drip Edge	Ln Ft	3.00
Notch Cuts	Ea	25.00
Drill Holes	Ea	25.00
Cut Outs	Ea	150.00
Professional Services	Hour	100.00



**Field measuring, laser templating, shop drawings, etc.



Please consider our fabrication price schedule as a guide for BUDGETARY PURPOSES ONLY. Actual pricing may vary depending on actual scope of work.

A 50% deposit is required to initiate production of custom fabricated material.

Lead time begins once deposit is received and/or shop drawings are approved.

All sales of custom fabricated material are final. No returned material will be accepted for credit.

Unilock - Pavers	Colors	Sq ft/ Pallet	Sections/Layers Pallet	Selling Unit	Price
Arcana 12x24 5cm	Avorio, Modena, Corvara, Vivanto	36	n/a	sq ft	11.85
Arcana 18x24		54	n/a		
Arcana 24x24		72	n/a		
Artline Smooth 7cm	Bavarian Blend, Steel Mountain, Fossil	93.25	8	sq ft	10.50
Artline Il Campo	Bavarian Blend, Granite Blend	93.25	8	sq ft	9.85
Artline Umbriano	Midnight Sky, Winter Marvel, French Gray	93.25	8	sq ft	14.75
Anchorlock 8cm	Special Order	86.72	n/a	sq ft	4.65
Beacon Hill Flagstone Random 6cm	Alpine Grey, Bavarian Blend, Fossil, Walnut	116.57	10	sq ft	8.15
Beacon Hill Flagstone XL	Alpine Grey, Bavarian Blend, Fossil	116.57	10		
Beacon Hill Smooth Random	Bavarian, Granite Fusion, Fossil	116.57	10	sq ft	8.75
Beacon Hill Smooth XL	Bavarian, Granite Fusion, Fossil	116.57	10	Easyclean: Champagne, Opal	9.90
				sq ft	8.75
Beacon Hill Smooth Small Rectangle	Bavarian, Granite Fusion, Dark Charcoal, Ivory	116.57	10	Easyclean: Champagne, Opal	9.90
				sq ft	8.75
Beacon Hill Smooth Random 8cm	Bavarian Blend, Granite Fusion, Fossil	81.59	7	sq ft	10.65
Beacon Hill Flagstone Random 8cm	Bavarian Blend, Granite Fusion, Fossil	81.59	7	sq ft	11.40
Bristol Valley Random 6cm	Bavarian Blend, Steel Mountain, Fossil, Walnut	116.57	10	sq ft	9.90
Bristol Valley XL	Bavarian Blend, Steel Mountain, Fossil	116.57	10		
Bristol Valley Random 8cm	Bavarian Blend, Steel Mountain, Fossil	81.59	7	sq ft	12.50
Brussel Block Half 7cm	Limestone, River, Sandstone, Sierra	88.7	7	sq ft	6.95
Brussel Block Standard		94.91	6		
Brussel Block XL		95.7	3		
Brussels Fullnose Tumbled 6cm	Dark Charcoal, Sandstone, Sierra	130	4	sq ft	7.75
Brussels Fullnose Untumbled		104	4	sq ft	6.35
Cophthorne 6cm	Burgundy Red, Burnt Clay, Old Oak, Basalt, Arctic Grey, Steel Blue	89.2	8	sq ft	13.85
Courtstone Random 6cm	Basalt	98.3	8	sq ft	13.85
Eco-Priora Rectangle Standard 8cm	River, Sierra	75.95	7	sq ft	5.35
Eco-Priora Rectangle Premier	Granite	75.95	7	sq ft	6.90
 Eco Terra Promenade 7cm	Light Opal, Light Steel Grey	93.04	8	sq ft	15.95
 Grantito Random 6cm	Sabia, Scuro	91.14	9	sq ft	8.79
Hex 7cm		73.92	8	sq ft	9.99

	Colors	Sq ft/ Pallet	Sections/Layers Pallet	Selling Unit	Price
Hollandstone 6cm	Autumn Red, Charcoal, River, Sierra	118	6	sq ft	3.85
Hollandstone 8cm	Special Order	82.6	n/a	sq ft	4.95
Holland Premier 6cm	Charleston, Granite Blend, Heritage Brown, River, Sierra, Dark Charcoal, Ivory	118	10	sq ft	5.85
Mattoni 6cm	Cocoa Brown, Dark Charcoal, Sable Blend, Granite Fusion	111.60	10	sq ft	8.65
Nordic Cobble Premier 6cm	Dark Charcoal, Granite Fusion, Opal	98.25	10	sq ft	7.45
Optiloc 8cm	Special Order	77.33	n/a	sq ft	4.70
Richcliff Random 6cm	Dawn Mist, Pebble Taupe, Smoke Shale	90.3	8	sq ft	13.85
Richcliff XL		82.39	8		
Skyline 24x24 5cm	Chamois, Silver Grey	80	10	sq ft	6.95
Series 4x8 6cm	Onyx Black, Golden Tan	117.9	6	sq ft	10.35
Series 4x12 8cm	Arctic Grey, Nordic Star	93.04	n/a	sq ft	11.75
Soreno 5cm	Dark Charcoal, Light Granite, Tuscana Beige	64.27	n/a	sq ft	12.65
Town Hall 7cm	Burgundy Red, Burnt Clay, Old Oak, Basalt	88.41	8	sq ft	15.75
Tribeca Cobble Random 7cm	Peppered Granite, Cobalt Grey	97.53	8	sq ft	10.95
Treo Smooth 6cm	Granite, River, Sierra, Tuscany	108.99	10	sq ft	7.45
Umbriano 4x8 6cm	Midnight Sky	118	10	sq ft	13.75
Umbriano Random	Midnight Sky, Summer Wheat, Winter Marvel, French Grey, Grenada White	116.57	10	sq ft	
Umbriano XL	Summer Wheat, French Grey, Grenada White	116.57	10	sq ft	
Umbriano Hex	French Grey, Midnight Sky, Winter Marvel	108.31	10	sq ft	
Umbriano 4x12 8cm	French Gray, Midnight Sky, Winter Marvel	93.04	8	sq ft	15.95
Westport Random 7cm	Granite, Sierra, River	94.19	8	sq ft	5.35
Westport Rectangle	Charcoal	94.19	8	sq ft	
 Westport Smooth Random 7cm	Granite, Sierra, River	94.19	8	sq ft	
 Westport Smooth Rectangle	Charcoal	94.19	8	sq ft	

Unilock - Walls	Colors	Sq ft/ Pallet	Sections/Layers Pallet	Selling Unit	Price
Brussels Dimensional Standard	Limestone, Sandstone, Sierra	32	96	unit	5.85
Brussels Dimensional Tapered	Granite, Sandstone, Sierra	36	144	unit	4.35
Estate Wall Random 6"	Granite, River, Sierra, Sandstone	31.25	60	fc ft	19.95
Estate Wall Corner 6"		20.83	40	unit	11.43
Estate Wall Coping		18.75	72	unit	6.35
Lineo Dimensional Wall Random	Graphite Blend, Granite Blend, Sierra, River	31.91	63	fc ft	18.95
Lineo Dimensional Wall Pillar/Corner		29.97	90	fc ft	
Ledgestone Coping 7cm	Buff, Grey	n/a	12	unit	33.95
Ledgestone End Coping		n/a	12	unit	
Ledgestone Large Coping		n/a	12	unit	46.95
Ledgestone Large End Coping		n/a	12	unit	
Ledgestone Fullnose Coping 6cm	Buff, Grey	n/a	13	unit	33.95
Ledgestone Fire Pit Coping 6.5cm	Gray, Buff	n/a	40	unit	36.95
Ledgestone Step 48"	Buff, Grey	n/a	3	unit	264.95
Ledgestone Step 72"		n/a	3	unit	389.95
Ledgestone Step Tread		n/a	12	unit	46.95
Ledgestone Pillar Cap 24"	Buff, Grey	n/a	5	unit	159.95
Ledgestone Pillar Cap 29"		n/a	5	unit	244.95
Quarry Wall Random	Granite, River, Sandstone, Sierra	33.75	90	fc ft	17.95
Quarry Corner		30.89	80	unit	7.35
Quarry Coping		24	96	unit	4.95
Quarry Smooth Wall Random	Charcoal, Sandstone, Natural Grey	33.75	90	fc ft	18.65
Quarry Smooth Corner		22.63	45	unit	9.86
Rivercrest Wall Random	Buff, Coastal Slate	24.3	128	fc ft	44.95
Rivercrest Corner		16.21	40	fc ft	
Pisa Wall XL Tapered - Splitface	Nevada, Sierra, Granite	26.66	40	unit	12.25
Pisa Corner		30	18	dbl unit	22.95
Pisa 12" Wall Coping		21	42	dbl unit	11.65
Pisa XL Tapered Smooth	Fieldstone, Granite, Charcoal	20.67	40	unit	12.95
Pisa XL Smooth Corner		46.52	60	unit	24.95
Pisa XL Smooth Coping	Charcoal, Sandstone, Natural Grey	15.50	48	unit	11.95
Sienna Stone Coping	Nevada, Sierra, Granite	12	6	unit	104.95
Sienna Stone Smooth Step	Dusk	n/a	6	unit	134.95
Sienna Edge Wall/Coping	Granite, Charcoal, Fieldstone	20.89	12	unit	37.95
U-Cara Sure Track Standard Backer	Natural	33.91	105	unit	3.50
U-Cara Sure Track Corner/Pillar Backer		15.85	56	unit	5.65
U-Cara Sure Track Large Backer		20.34	63	unit	5.65
U-Cara Sure Track Corner Insert		n/a	40	per 40	25.00

	Colors	Sq ft/ Pallet	Sections/Layers Pallet	Selling Unit	Price
U-Cara Facia Panel Standard 6" Smooth	Granite Fusion, Bavarian, Opal, Dark Charcoal, Champagne	61.52	84	fc ft	8.95
U-Cara Facia Panel Corner 6" Smooth		54.18	42 sets	fc ft	10.45
U-Cara Facia Panel Standard 6" Pitched	Granite Fusion, Bavarian, Fossil	61.52	84	fc ft	8.95
U-Cara Facia Panel Corner 6" Pitched		54.18	42 sets	fc ft	10.45
U-Cara Facia Panel Standard 6" Umbriano	Summer Wheat, French Grey	61.52	84	fc ft	13.95
U-Cara Facia Panel Corner 6" Umbriano		54.18	42 sets	fc ft	16.45
U-Cara Facia Panel Standard 3" Series	Onyx Black	59.32	336	fc ft	10.45
U-Cara Facia Panel Standard 6" Subway	Dark Charcoal, Opal, Ivory	61.52	84	fc ft	9.35
U-Cara Facia Panel Corner 6" Subway		54.18	42 sets	fc ft	10.95
U-Cara Facia Panel Standard 6" Lavano	Granite Fusion, Fossil	61.52	84	fc ft	8.95
U-Cara Facia Panel Corner 6" Lavano		54.18	42 sets	fc ft	10.45
Universal Base Unit	Natural	n/a	54	unit	6.35
Architectural Coping	Buff, Charcoal	n/a	21	unit	94.95
Architectural Pillar Cap 28"		n/a	6	unit	289.95
Umbriano Coping Bullnose	French Grey, Midnight Sky, Summer Wheat, Winter Marvel	n/a	40	unit	79.95
Umbriano Coping Chamfered		n/a	40	unit	

Unilock - Outdoor Living Elements	Colors	Weight	Price
-----------------------------------	--------	--------	-------

Tuscany

Fireplace , 36" Wood Burning	Dimensional Sierra, or Sandstone	6620 lbs	9,999.99
Wood Boxes (2)		3786	4,199.99
Hearth, Arched		990	1,899.99
Grill Island w/ Grill & Stainless Doors		4376	10,199.99

Barcelona

Fireplace Wood Burning	Dimensional Sierra with Umbriano Accents	6657	9,999.99
Wood Boxes (2)		3900	4,299.99
Hearth, Arched		1100	1,899.99


Fire Pits

Sunset Firepit Round	Granite, Sand, Sierra	1125	689.99
Sunset Firepit Round w/ Grill	(Steel Insert Included)	1125	899.99
Sunset Firepit Square		1525	729.99
Sunset Firepit Square w/ Grill		1525	899.99
Steel Insert Round 34"			399.99
Steel Insert Round w/ Grill 34"			599.99
Steel Insert Square 38"			399.99
Steel Insert Square w/ Grill 38"			599.99
Lume Smoke-Less Firepit Steel Insert - NES-34R			469.99
Blue Sky Smokeless Fire Ring Insert 36" Round			299.99
Blue Sky Smokeless Fire Ring Insert 36" Square			299.99

U-CARA Cabinet & Rail System

		Selling Unit	Price
U-CARA Railing 8'		Each	25.00
		10 Pack	240.00
U-Cara Alignment Bar 39"		Each	7.00
		10 Pack	65.00
Base Cabinet	UL-BC	Each	1,350.00
Grill Cabinet	UL-GC	Each	1,550.00
Corner Cabinet	UL-CC	Each	1,100.00
Corner Oversized Cabinet	UL-CC-OS	Each	1,150.00
Corner Cabinet Back Panel	UL-CCBP	Each	450.00
Pillar Unit	UL-PU	Each	825.00
End Clad 27.5"	UL-ECK	Each	425.00
End Clad 36.5" Oversized	UL-ECK-OS	Each	450.00
Backsplash 64.5"	UL-BS	Each	465.00
Backsplash Corner	UL-BS-CC	Each	565.00
Backsplash Corner Oversized	UL-BS-CC-OS	Each	625.00
Fireplace	UL-FIR	Each	1,650.00
Height Conversion Kit	UL-HCK	Each	345.00
Height Conversion Kit Oversized	UL-KCK-OS	Each	365.00
Height Conversion Kit Corner Cabinet	UL-HCK-CC	Each	300.00
Height Conversion Kit Corner Cabinet Oversized	UL-HCK-CC-OS	Each	325.00
Fireplace Returns	UL-FIR-RTN	Pair	1,175.00
Fireplace Returns Oversized	UL-FIR-RTN-OS	Each	1,350.00
Fireplace Mantle	UL-FIR-M	Each	1,175.00
Fireplace Mantle Wide	UL-FIR-MW	Each	1,500.00
Fireplace Chimney	UL-FIR-CH	Each	1,150.00
Fireplace Chimney Wide	UL-FIR-CH-MW	Each	1,200.00

Belgard Hardscapes


Belgard - Pavers	Colors	Sq ft/ Pallet	Sections/Layers Pallet	Selling Unit	Retail
Basalt 12	Danville Beige, Midnight, Scandina Gray	120	10	sq ft	9.49
Belgian Cobble	Midnight, Moonlight, Barkwood	68	N/A	sq ft	9.29
Brooklyn Paver	Midnight, Rosewood, Scandina Gray, Sunset	103.13	10	sq ft	10.99
Dimensions 6	Danville Beige, Cotswold Mist	120	10	sq ft	8.99
Dimensions 12	Cheswick, Cotswold Mist, Danville Beige, Hickory, Scardina Gray, Sepia	120	10	sq ft	
Dimensions 18		112.5	10	sq ft	
Dimensions Slab 12x24	Cheswick, Foundry, Linen, Scandina Gray, Sepia	120	10	sq ft	10.59
Dimensions Slab 24x24		80	10	sq ft	
Dimensions Slab 24x36		120	10	sq ft	
Dimensions Accent 3x9	Midnight, Moonlight	103.13	10	sq ft	8.99
Dimensions Accent 6x9	Bourbon, Midnight, Moonlight	112.5	10	sq ft	
Hollandstone Prestige	Ashbury Haze, Bourbon, Cotswold Mist, Gascony Tan, Midnight	120	10	sq ft	5.79
Mega-Arbel	Ashbury Haze, Cotswold Mist, Danville Beige	77.6	9	sq ft	11.49
Origins 6 Heritage	Cotswold Mist, Danville Beige	120	10	sq ft	8.99
Origins 6		120	10	sq ft	
Origins 12	Ashbury Haze, Cotswold Mist,	120	10	sq ft	
Origins 18	Danville Beige, Newport Gray Cotswold Mist, Danville Beige,	112.5	10	sq ft	
Origins Accent 6x9	Newport Gray Bourbon, Midnight, Moonlight	112.5	10	sq ft	
Old York	Bourbon, Midnight	116.25	10	sq ft	7.99
 Papyrus	Scandina Gray, Sepia	112.5	10	sq ft	8.99
Turfstone	Gray	106.67	8	unit	10.99

Belgard - Walls & Steps	Colors	Sq ft/ Pallet	Units/ Pallet	Selling Unit	Retail
Artform Panels 18x36	Scandina Grey, Sepia	n/a	18	unit	54.99
Artform Panels 6x36	Rockland Black, Scandina Gray	n/a	21	unit	24.99
Artforms Anchor Slide		n/a	50	unit	2.99
Artforms Outer Corner		n/a	10	unit	9.99
Artforms Inner Corner		n/a	10	unit	14.99
Artforms Jointing Plate		n/a	10	unit	9.99
Artforms Stretcher Bar		n/a	10	unit	19.99
Diamond 9D (Solid & Virtual Joint)	Ashbury Haze, Cotswold Mist, Gascony Tan	45	60	sq ft	12.50
Universal 3" Cap	Ashbury Haze, Cotswold Mist, Gascony Tan, Buff, Silver/Gray, Pewter	72	8	unit	10.99
Diamond Pro Straight Face	Buff, Gray	32	32	sq ft	11.99
Diamond Pro Beveled Face		32	32	sq ft	
Diamond Pro Corner		n/a	32	unit	12.99
Diamond Pro Stone Cut Large	Ashbury Haze, Pewter, Gascony Tan	32	32	sq ft	12.49
Diamond Pro Stone Cut Virtual		32	32	sq ft	
Diamond Pro Stone Cut Corner		n/a	32	unit	12.99
Diamond Pro Cap Splitface	Buff, Gray, Ashbury Haze, Pewter, Gascony Tan	n/a	54	unit	10.99
Diamond Pro Smooth	Foundry, Newport Gray	36	36	sq ft	14.79
	Moonlight	36	36	sq ft	15.99
Diamond Pro Smooth Corner	Foundry, Newport Gray	n/a	24	unit	11.99
	Moonlight	n/a	24	unit	12.99
Diamond Pro Smooth Cap	Foundry, Newport Gray	n/a	54	unit	12.99
	Moonlight	n/a	54	unit	13.99
U Start Base Block	Gray	56	56	unit	7.99
Weston Stone 3 Piece	Ashbury Haze, Cotswold Mist, Gascony Tan	42	126	sq ft	18.99
Weston Universal	Ashbury Haze, Cotswold Mist, Danville Beige, Gascony Tan, Midnight	n/a	120	unit	5.99
Weston Cap		n/a	96	unit	8.69
Windsor Stone Wall	Gray, Tan	n/a	126	each	2.89
Windsor Stone Cap		n/a	128	each	2.89
Anglia Edger Multi Piece	Cotswold Mist, Gascony Tan	69.75	288	ln ft	8.69





Belgard Hardscapes

Belgard - Esplanade Caps and Copings	Colors	Sq ft/ Pallet	Units/ Pallet	Selling Unit	Price
Pillar Cap 25x25 Smooth	Limestone, Slate Gray	n/a	8	unit	129.99
Pillar Cap 25x25 Textured		n/a	8	unit	144.99
Bullnose Cap 12x24 Smooth		n/a	24	unit	52.99
Bullnose Cap 12x24 Textured		n/a	24	unit	52.99
Wall Cap 12x24 Textured		n/a	24	unit	52.99
Wall End Cap 12x24 Textured		n/a	24	unit	56.99
Wall Cap 14x24 Smooth		n/a	24	unit	64.99
Wall Cap 16x24 Textured		n/a	18	unit	69.99
Wall End Cap 16x24 Textured		n/a	18	unit	79.99
Pit Cap Radius		n/a	4	4 units	399.99
Marina Bullnose Coping	Ashbury Haze, Bourbon, Cotswold Mist, Midnight, Moonlight	97.5	195	sq ft	9.99
Landings Step	Bourbon, Foundry, Midnight, Moonlight, Pewter	n/a	6	unit	174.99
Granika Step	Ashbury Haze, Cotswold Mist	n/a	8	unit	119.99




Belgard - Outdoor Living Kits	Colors	Weight	Price
Bordeaux Fireplace	Sienna with Buff Accents, Sienna with Midnight Accents, Pewter with Midnight Accents	4170 lbs	7,250.00
Bordeaux Wood Box (pair)		3070	2,875.00
Bordeaux Linear Fireplace		4000	5,950.00
Bordeaux Linear Fire Table		2500	3,750.00
Bordeaux Grill Island		3260	7,350.00
Melville Fireplace	Scandina Gray with Midnight Accents	4205	7,250.00
Melville Woodbox (pair)		3070	2,875.00
Melville Linear Fireplace		4000	5,950.00
Melville Linear Fire Table		2500	3,750.00
Melville Grill Island		3055	7,350.00
Melville Linear Fireplace	Scandina Gray with Midnight Accents	4000	5,950.00
Melville Linear Fire Table		2500	3,750.00

High Format - Walls	Colors	Sq ft/ Pallet	Layers/ Pallet	Selling Unit	Price
Belvedere Wall	Fond Du Lac, Slate Gray, Limestone, Terrain	27	3	sq ft	28.99
Belvedere Corner		24	16 Sets	sq ft	28.99
Belvedere Coping		n/a	6	ln ft	14.99
Belvedere Column Cap 27x27		n/a		Unit	134.99
Dimensional Wall Straight	Fond Du Lac, Slate Gray, Terrain	25	n/a	unit	9.99
Kodah Freestanding Wall	Fond Du Lac, Slate Gray, Terrain	21	3	sq ft	32.99
Kodah Freestanding Corner		31.5	3	sq ft	32.99
Kodah Lifting Device					
Outcropping A, B, or C pallets	Fond Du Lac, Slate Gray, Terrain	18	n/a	sq ft	49.99
Outcropping 6" Corner		11	n/a	sq ft	49.99
Outcropping 12" Corner		19.5	n/a	sq ft	49.99
Outcropping Freestanding D pallet		11	n/a	sq ft	64.99
Outcropping Freestanding E pallet		10.5	n/a	sq ft	64.99
Outcropping Lifting Device					
Grand Ledge Wall	Fond Du Lac, Limestone, Slate Gray, Terrain	18	n/a	sq ft	49.99
Grand Ledge Corner		20.5	n/a	sq ft	49.99
 Heartwood Wall	Fond Du Lac, Slate Gray, Limestone, Terrain	26.25	n/a	sq ft	32.99

High Format - Copings / Pillar Caps / Steps

Dimensional Step 48x18x7	Fond Du Lac, Limestone, Slate Gray, Terrain	n/a	8	unit	189.99
Dimensional Step 72x30x7		n/a	3	unit	289.99
Empire Step 36x18x7	Fond Du Lac, Limestone, Slate Gray, Terrain	n/a	8	unit	154.99
Empire Step 48x21x7		n/a	6	unit	199.99
Empire Step 60x24x7		n/a	4	unit	249.99
 Empire Step 72x30x7		n/a	3	unit	289.99
Irregular Step 7"	Fond Du Lac, Limestone, Slate Gray, Terrain	n/a	8	unit	224.99
Irregular Step 6'		n/a	3	unit	324.99
Dimensional Coping 24", 18", End 19"	Buff, Gray, Limestone, Terrain	n/a	36	linear ft	16.99
Column Cap 24"	Buff, Gray, Limestone, Terrain	n/a	10	unit	124.99
Column Cap 30"		n/a	10	unit	164.99
Column Cap 34"		n/a	6	unit	204.99
 Camden Column Cap 24"	Charcoal, Bluestone, Dune, Summit	n/a	6	unit	204.99
 Camden Column Cap 28"		n/a	6	unit	214.99
 Camden Column Cap 34"		n/a	6	unit	249.99




High Format


High Format - Pavers	Colors	Sq ft/ Pallet	Layers/ Pallet	Selling Unit	Price
Dimensional Flagstone Random	Fond Du Lac, Slate Gray, Terrain	98	8	sq ft	12.99
Dimensional Flagstone Random	Bluestone	98	8	sq ft	13.99
Grand Flagstone Random	Fond Du Lac, Slate Gray, Terrain	90	8	sq ft	12.99
Montrose	Bluestone, Summit, Dune, Charcoal	98	n/a	unit	17.49
Gauge Select	Bluestone, Summit, Dune, Charcoal	105	n/a	sq ft	17.49
Mid-Century	Bluestone, Summit, Dune, Charcoal	108	n/a	sq ft	17.49
 Arcadia	Bluestone, Summit, Dune, Charcoal	81.8	n/a	sq ft	17.49
 Tetra Natural Cleft	Bluestone, Summit, Dune, Charcoal	150	n/a	sq ft	17.49
 Tetra Thermal	Bluestone, Summit, Dune, Charcoal	150	n/a	sq ft	17.49
New Mission	Fond Du Lac, Slate Gray, Limestone, Terrain	100	n/a	sq ft	12.99
	Bluestone			sq ft	13.99
Superior Steppers	Fond Du Lac, Auburn Ridge, Slate Gray	52	n/a	unit	39.99

High Format - Fire Pits	Colors	Size	Selling Unit	Price
Belvedere Round Fire Pit	Fond Du Lac, Slate Gray, Terrain	58" OD x 15" H w/ steel ring	kit	1,049.99
Dimensional Square Fire Pit	Fond Du Lac, Slate Gray, Terrain	44" OD x 12" H w/ steel ring	kit	749.99
Kodah Fire Pit	Fond Du Lac, Slate Grey, Terrain	51" OD x 12" H w/ steel ring	kit	1,099.99

Rochester Silver Creek - Size		Colors	Sq ft/ Pallet	Layers/ Sections/Pallet	Selling Unit	Price
Antique Travertine Pavers	12 x 24 x 2	Natural	40	20	sq ft	14.55
	18 x 24 x 2		54	18		
	24 x 24 x 2		72	18		
	12 x 24 x 2	Ivory	40	20	sq ft	16.75
	18 x 24 x 2		54	18		
	24 x 24 x 2		72	18		
Antique Travertine Bullnose	12 x 24 x 2	Natural	40	20	unit	42.95
	12 x 24 x 2	Ivory	40	20		47.95
Barn Plank Pavers	15.50 x 9.75 x 2	Weathered Gray, Mahogany	42	40	sq ft	14.95
	23.375 x 9.75 x 2		31.8	20		
	35 x 9.75 x 2		47.4	20		
Barn Plank Step	48 x 18 x 5.75	Weathered Gray, Mahogany	n/a	4	unit	319.95
Barn Plank Wall	40 x 8 x 6	Weathered Gray, Mahogany	26.56	16	unit	89.95
Slate Pavers	12 x 12 x 1.75	Bluestone, Cascade	44	44	sq ft	11.55
	12 x 24 x 1.75		44	22		
	24 x 24 x 1.75		88	22		
	24 x 36 x 1.75		96	16		
Stepping Stones	Irregular 1.75" Thick	Bluestone, Indiana Limestone, Buff	75	20	unit	36.99
Chiseled Steps						
One sided smooth top	48 x 18 x 5.75	Bluestone, Indiana Limestone, Buff	n/a	4	unit	269.95
Three sided rough top	48 x 18 x 5.75		n/a	4		269.95
12" Radius Seat Wall Cap 2-Sided	18.75 x 12 x 2.25	Bluestone, Indiana Limestone, Buff	23.4	15	unit	35.95
12" Straight Seat Wall Cap 2-Sided	24 x 12 x 2.25		30	15		29.95
12" Straight Seat Wall Cap 3-Sided	24 x 12 x 2.25		30	15		42.95
25" Pillar Cap	25 x 25 x 2.25	Bluestone, Indiana Limestone, Buff	n/a	6	unit	184.95
30" Pillar Cap	30 x 30 x 2.25		n/a	6		234.95


Rochester

Rochester - Pavers - Interlock	Size	Colors	Sq ft/ Pallet	Layers/ Sections/Pallet	Selling Unit	Price
American Brick Chroma Shield	8 x 2.5 x 2.375	Brown, Buff, Onyx	84	10	sq ft	8.95
Barrington Chroma Shield	Random	Beechwood, Cascade, Santa Fe, Glacier Creek	102	10	sq ft	8.35
6x12 Smooth Accent Chroma Shield	5.75 x 11.5 x 2.375	Brown, Buff, Onyx, Natural	97	10	sq ft	8.35
Broadmour Chroma Shield	6 x 12 x 2.375 24 x 12 x 2.375 24 x 24 x 2.375	Cascade, Natural, Onyx, Glacier Creek	72 96 80	6 8 10	sq ft	8.95
Bullnose Paver 6cm	12 x 6 x 2.375	Brown, Onyx, Buff, Natural	72	3	unit	4.95
Cobble Stone Chroma	Random	Beechwood, Moonlight Gray	98.7	8	sq ft	9.95
Cobble Stone Chroma Shield		Onyx			sq ft	11.95
Colonial Half Square Chroma	6.3 x 3.15 x 2.375	Beechwood, Moonlight Gray	48	7	sq ft	5.55
Colonial Square Chroma	6.3 x 6.3 x 2.375		98	7		
Colonial 3/4 Square Chroma	6.3 x 4.65 x 2.375		80	7		
Colonial Rectangle Chroma	6.3 x 9.45 x 2.375		92	5		
Colonial Rectangle Chroma Shield	6.3 x 9.45 x 2.375	Onyx	92	5		7.75
Holland 6cm Chroma	8.5 x 4.25 x 2.375	Antique Copper, Beechwood, Moonlight Gray, Natural, Rosewood, Brown, Buff	98	5	sq ft	4.65
Holland 6cm Chroma Shield	8.5 x 4.25 x 2.375	Onyx	98	5	sq ft	6.95
Lamont 4 x 8	4.13 x 8.25 x 2.375	Antique Brown, Beechwood, Sierra Gray, Brown, Desert Buff, Onyx	96	5	sq ft	7.95
6 x 8	6.1875 x 8.25 x 2.375		89	5		
10 x 8	10.3 x 8.25 x 2.375	Antique Brown, Beechwood, Sierra Gray	95	4		
12 x 8	12.375 x 8.25 x 2.375		114	4		
Mezzano Chroma Shield	Random	Cascade, Beechwood, Santa Fe, Glacier Creek	97	10	sq ft	8.95
6x12 Slate Accent Chroma Shield	5.75 x 11.5 x 2.375	Brown, Buff, Onyx	97	10		
Minnetonka Chroma Shield	Random	Cascade, Beechwood, Santa Fe, Glacier Creek	102	10	sq ft	8.95
6x12 Slate Accent Chroma Shield	5.75 x 11.5 x 2.375	Brown, Buff, Onyx	97	10		
Pacific-Eco 8cm	Random 4 Piece	Beechwood, Moonlight Gray	94	7	sq ft	7.75
Serano Chroma Shield	Random	Cascade, Beechwood, Glacier Creek, Santa Fe	97	10	sq ft	8.35
6x12 Smooth Accent Chroma Shield	5.75 x 11.5 x 2.375	Brown, Buff, Onyx, Natural	97	10		
Reno - Smooth Chroma	Random	Beechwood, Santa Fe, Cascade, Glacier Creek	94	8	sq ft	5.55
Tahoe - Slate Top Chroma	Random	Beechwood, Santa Fe, Cascade, Glacier Creek	94	8	sq ft	5.55
 Contours Chroma Shield	Random	Beige, Flint, Mist	81.77	10	sq ft	8.95
	XL Random		80	10	sq ft	8.95
 Silhouette Chroma Shield	Random		81.77	10	sq ft	8.95
	XL Random		80	10	sq ft	8.95
 Titan Chroma Shield	24 x 36	Beechwood, Santa Fe, Cascade, Glacier Creek	90.8	8	sq ft	

Rochester Rockwood Walls	Size	Colors	Face ft Pallet	Layers/ Sections/Pallet	Selling Unit	Price
Classic 8 Wall (Straight Face)	18 x 12 x 8	Gray, Charcoal, Sandstone, Sandstone Brown	36	36	sq ft	12.95
Classic 8 Wall (Beveled)	18 x 12 x 8	Gray, Sandstone	36	36	sq ft	12.95
Classic 8 Corner	18 x 9 x 8	Gray, Charcoal, Sandstone, Sandstone Brown	20	20	unit	19.95
Vintage 6 Tumbled Wall	(6)(12)(18) x 10 x 6	Beechwood, Bluestone, Santa Fe, Cascade	30	20 sets	sq ft	20.95
Vintage End Block	(6)(12) x 9 x 6		10	8 sets	set	25.75
Vintage 6 Corner/Pillar	12 x 9 x 6		15	30	unit	22.75
3" Universal Cap Split	12(10.625) x 12 x 3	Beechwood, Bluestone, Gray, Santa Fe, Onyx, Cascade	n/a	48	unit	8.95
4" Universal Cap Split	18(14) x 11 x 4	Bluestone, Charcoal, Gray, Sandstone, Sandstone Brown, Santa Fe	n/a	45	unit	11.95
Lakeland Tumbled Wall Large	12 x 8 x 4	Beechwood, Bluestone, Cascade, Santa Fe, Onyx	26	80	unit	6.95
Lakeland Wall Small & Medium	4(8) x 8 x 4	Beechwood, Bluestone, Cascade, Santa Fe	26	80 sets	set	7.95
Riverland Tumbled Wall 3 Piece	(8)(12)(16) x 8 x 4	Beechwood, Bluestone, Cascade, Santa Fe, Onyx	30	30 Sets	sq ft	21.25
Versa-Lok Standard Wall	14(16) x 12 x 6	Buff, Moonlight Gray, Carmel	26.68	40	unit	10.50
Versa-Lok Pins 100/Bag						60.00
Grand Step	48 x 18 x 6	Natural, Beechwood, Buff, Charcoal	n/a	6	unit	149.95
Contemporary Wall	(8)(16)(24) x 8 x 4	Beechwood, Cascade, Onyx	26.6	20 sets	sq ft	16.75
Contemporary Corner/Pillar	12 x 8 x 4		26.6	80	unit	14.95
Contemporary Wall Cap	24 x 12 x 2	Buff, Cascade, Onyx	n/a	48	unit	19.95
Olympic Wall	18 x 10 x 6	Bluestone, Cascade, Onyx	34.5	48	sq ft	21.55
Olympic Corner/Pillar	12 x 10 x 6		15	30	unit	23.95
Premier 6 Wall	18 x 12 x 6	Bluestone, Cascade, Onyx	33.3	45	sq ft	12.00
Premier 6 Corner	16 x 8 x 6		32	48	unit	12.95
 Premier 8 Wall	18 x 12 x 8	Charcoal, Grey, Sandstone, Sandstone/Brown	45	45	sq ft	9.59
Premier 8 Corner	16 x 8 x 8		n/a	20	unit	17.95

Rochester

Rochester Outdoor Living Kitchen Kits	Colors	Price
Contemporary Outdoor Living Kits		
Wood Burning Fire Pit	Beechwood, Cascade w/Onyx Accent	949.99
Gas Burning Fire Pit		2,999.99
Gas Burning Fire Table		3,899.99
Fireplace Kit		6,299.99
Fire Pits		
Grand Fire Ring w/Grate	Beechwood, Bluestone, Cascade, Santa Fe, Onyx	949.99
Grand Fire Ring without Grate		729.99
Grand Gas Fire Ring		2,749.99
Fire Ring Cap	Bluestone, Indiana Limestone, Buff	449.99
Victorian Square Fire Pit w/Grate		1,049.99
Victorian Square Fire Pit without Grate		899.99
Fireplaces		
Grand Fireplace	Beechwood, Bluestone, Cascade, Santa Fe	10,999.99
Grand Fireplace Hearth		1,299.99
Grand Fireplace Woodbox		2,299.99
Victorian Fireplace		6,699.99
Victorian Fireplace Hearth		759.99
Victorian Fireplace Woodbox		1,849.99
Colonial or Compact Fireplace		3,699.99
Colonial or Compact Fireplace Hearth		549.99
Colonial or Compact Fireplace Woodbox		1,499.99
Bars		
Grand Island 8' Bar	Beechwood, Bluestone, Cascade, Santa Fe	4,999.99
Grand Island 8' Bar & Grill w/Storage		8,599.99
Grand Island 8' Bar & grill w/Fridge Opening	Bar kits available without countertop. Call for pricing	8,599.99
Grand Island Grill Surround		3,599.99
Grand Island Bar (L/R) (4 ft. section)		2,799.99
Grand Island Bar Corner Return		4,799.99
Seatwalls & Pillars		
Lakeland Seatwall	Beechwood, Bluestone, Cascade, Santa Fe	549.99
Riverland Seatwall		549.99
20" Pillar		699.99
20" Pillar w/Glass		999.99
24" Pillar		949.99
The Kitchen		
32" Grill Cabinet	Beechwood, Bluestone, Cascade, Santa Fe	7,299.99
40" Grill Cabinet		7,999.99
Side Burner Cabinet		4,299.99
Double Drawer Cabinet	Kitchen kits available without countertop. Call for pricing	2,649.99
Trash Cabinet		2,499.99
Refrigerator Cabinet		1,399.99
Prep Cabinet		4,199.99
Prep Cabinet w/Sink		4,549.99
Corner/End Cabinet		1,399.99
Smoker Cabinet		1,699.99
Wood Box Cabinet		1,399.99
Island Cabinet		6,999.99
Island Cabinet w/Sink		7,299.99
Spark Screen EZ Access - Round 40" x 18"		629.99
Vented Double Doors 30"		649.99

County - Pavers	Colors	Sq ft/ Pallet	Layers/ Pallet	Selling Unit	Price
Elements 4x8	Allure, Beckon, Enlighten, Majestic, Reflection, Timeless, Vision, Serenity	88	8	sq ft	6.49
Elements 8x16	Allure, Beckon, Enlighten, Majestic, Reflection, Timeless, Vision,	106.64	8	sq ft	9.89
Essence Wood Grain Plank	Pride, Timeless	85.92	8	sq ft	9.99
Glow Path Paver 4x8	Reflection, Vision	88	8	sq ft	31.99
Influence Smooth Plank	Majestic, Reflection, Timeless, Vision	85.92	8	sq ft	9.99
H2O Pro Permeable 4x8	Majestic, Timeless, Reflection	88	8	sq ft	7.39
H2O Pro Permeable 8x8	Majestic, Timeless	106.64	8	sq ft	
H2O Pro Permeable 8x16		106.64	8	sq ft	
Rejuvenate 5x10 Permeable	Serenity, Timeless	77.12	8	sq ft	9.39
Skylands Concrete Deck Paver	Timeless, Dream, Reflection, Majestic, Vision	92	n/a	sq ft	9.39
Grand Tranquility Random (Lightly Textured)	Allure, Enlighten, Haven, Serenity, Timeless, Majestic	81.28	8	sq ft	7.69
Grand Vantage Random (Textured)	Allure, Enlighten, Haven, Intention, Majestic, Timeless, Exalt	81.28	8	sq ft	7.69
Grand Fusion Random (Textile Texture)	Beckon, Exalt, Intention, Vision	81.28	8	sq ft	7.69
Grand Discover Random (Smooth)	Enlighten, Intention, Majestic, Timeless, Serenity, Exalt, Allure, Vision	81.28	8	sq ft	7.69
Grand Discover XL	Enlighten, Majestic, Timeless, Vision	85.36	8	sq ft	
 Vantage 4x8 (Textured)	Beckon, Reflection, Timeless, Vision	101.28	8	sq ft	7.69

County Material

County Walls	Colors	Face ft/ Pallet	Units/ Pallet	Selling Unit	Retail
Grand Crest 8x14 Bullnose	Majestic, Reflection, Timeless, Vision	n/a	n/a	unit	7.39
Demi Prestige Coping 8x14 Bullnose (Burnished)	Quiet Beach, Galaxy, Sea Salt	n/a	144	unit	22.49
Summit Smooth Medium	Beckon, Enlighten, Majestic, Reflection, Timeless, Vision	43.2	160	unit	4.99
Summit Smooth Large		44.4	120	unit	6.99
Summit Smooth Tapered		45.36	168	unit	4.99
Summit Smooth Firepit Square Kit	(Steel Insert Included)	n/a	42	Kit	749.99
Summit Smooth Firepit Round Kit	(Steel Insert Included)	n/a	51	Kit	799.99
Summit Tumbled Firepit Square Kit	(Steel Insert Included)	n/a	42	Kit	879.99
Summit Tumbled Firepit Round Kit	(Steel Insert Included)	n/a	51	Kit	899.99
Fire Pit Cap Radius Smooth	Reflection, Vision	n/a	8	unit	199.99
Fire Pit Cap Radius Chiseled	(4 Pieces Required for a Complete Circle)	n/a	8	unit	199.99
Tribute Splitface Wall (1 Sided)	Buff, Canyon Brown, Graphite, Gray, Silvertone, Timeless, Vision, Swiss Mocha	24.12	36	fc ft	17.99
Tribute Splitface Wall (2 Sided)		24.12	36	fc ft	18.99
Tribute Splitface Corner		23.76	72	unit	5.95
Tribute 2.0 Smooth Wall	Allure, Enlighten, Majestic, Reflection, Timeless, Vision	23.4	40	fc ft	20.99
Tribute 2.0 Smooth Corner		26	40	unit	17.99
Tribute Wall Pins		n/a	500	Box	345.00
Unity Smooth	Enlighten, Majestic, Timeless, Vision, Reflection	40	80	unit	10.99
Universal Wall Cap Splitface 3" Tapered	Buff, Canyon Brown, Graphite, Gray, Hush, Silvertone, Timeless, Vision, Swiss Mocha	n/a	63	unit	12.49
Wall Cap Splitface 3" Straight	Buff, Canyon Brown, Graphite, Gray, Silvertone, Timeless, Vision	n/a	66	unit	12.49
Wall Cap Smooth 3" Straight	Allure, Enlighten, Majestic, Reflection Timeless, Vision	n/a	48	unit	14.99
Prestige Pool Coping Bullnose	Beckon, Reflection, Vision	n/a	16	unit	74.99
Passageways Step	Beckon, Reflection, Vision, Timeless	n/a	3	unit	219.99
Passageways Glow in the Dark Step	Reflection, Vision	n/a	3	unit	329.99
Oversize Landscape Step (Wetcast)	Gray	n/a	4	unit	169.99
	Camel	n/a	4	unit	199.99

Techo-Bloc Pavers & Slabs Colors		Sq ft/ Pallet	Layers/ Pallet	Selling Unit	Price
Aberdeen 10cm x 20cm/20cm x 20cm	Azzuro, Rock Garden Brown	70.83	n/a	Sq ft	15.79
Aberdeen 10x30		70.83	n/a	Sq ft	15.79
Aberdeen 20x30		70.83	n/a	Sq ft	15.79
Aberdeen 30x30		106.25	n/a	Sq ft	17.99
Blu 60mm Slate HD2 Random	Chestnut Brown, Champlain Grey, Shale Grey	116.82	11	Sq ft	9.29
Blu 60mm Slate HD2 6 x 13	Chestnut Brown, Champlain Grey, Shale Grey	116.05	11	Sq ft	9.29
	Onyx Black			Sq ft	9.99
Blu Grande Slate HD2	Chestnut Brown, Champlain Grey, Shale Grey	96.71	11	Sq ft	10.19
Blu 60mm Smooth HD2 Random	Chestnut Brown, Champlain Grey, Shale Grey,	116.82	11	Sq ft	9.59
	Greyed Nickel, Onyx Black,			Sq ft	10.29
	Beige Cream, Caffe Crema				
Blu 60mm Smooth HD2 6 x 13	Chestnut Brown, Champlain Grey, Shale Grey	116.05	11	Sq ft	9.49
	Greyed Nickel, Onyx Black,			Sq ft	10.29
	Beige Cream, Caffe Crema				
Blu Grande Smooth HD2	Champlain Grey, Chestnut Brown, Shale Grey	96.71	11	Sq ft	10.19
	Greyed Nickel, Beige Cream, Caffe Crema			Sq ft	10.89
Borealis Klean-Bloc 5 x 30	Smoked Pine, Hazelnut Brandy, Riviera	70.83	4	unit	19.99
Borealis Klean-Bloc 10 x 30		70.83	2	unit	36.99
Eva Slate Random	Champlain Grey, Chestnut Brown, Sandlewood, Shale Grey	132.48	11	Sq ft	6.59
Everest HD2 250 x 250	Chestnut Brown, Merlot, Shale Grey	88.8	11	Sq ft	13.99
	Greyed Nickel			Sq ft	14.59
Everest HD 500 x 500	Chestnut Brown, Merlot, Shale Grey	118.4	11	Sq ft	16.99
	Greyed Nickel			Sq ft	17.99
Everest HD 250 x 500	Chestnut Brown, Merlot, Shale Grey	88.8	11	Sq ft	13.99
	Greyed Nickel			Sq ft	14.59
Para HD2 250 x 500	Beige Cream, Greyed Nickel, Onyx Black	118.4	11	Sq ft	10.99
Para HD2 500 x 500		118.4	11	Sq ft	10.99
Para HD2 500 x 750		88.8	11	Sq ft	13.99
Travertina Raw 10 x 20/20 x 20	Ivory, Riviera, Rock Garden Brown	70.83	n/a	Sq ft	17.49
Travertina Raw 20 x 30		70.83	n/a	Sq ft	17.49
Travertina Raw 30 x 30		106.25	n/a	Sq ft	19.99
Mika	Rock Garden Brown, Onyx Black	107.63	10	Sq Ft	15.49

Techo-Bloc

Techo-Bloc Walls	Colors	Sq ft/ Pallet	Layers/ Pallet	Selling Unit	Price
Aberdeen 10cm x 20cm/20cm x 20cm	Azzuro, Rock Garden Brown	70.83	n/a	Sq ft	15.79
Borealis Wall	Smoked Pine, Hazelnut Brandy	32	16	unit	96.99
Brandon 90mm Wall	Champlain Grey, Chestnut Brown, Sandlewood, Shale Grey	20.44	60	Fc ft	35.95
Brandon 180mm Wall	Onyx Black			Fc ft	36.95
	Champlain Grey, Chestnut Brown, Sandlewood, Shale Grey	20.44	30	Fc ft	235.95
Brandon 90mm Corner	Onyx Black			Fc ft	36.95
	Champlain Grey, Chestnut Brown, Sandlewood, Shale Grey	n/a	40	unit	26.99
Brandon 180mm Corner	Onyx Black			unit	27.99
	Champlain Grey, Chestnut Brown, Sandlewood, Shale Grey	n/a	20	unit	32.49
	Onyx Black			unit	32.49
G Force Wall	Champlain Grey, Chestnut Brown, Sandlewood, Shale Grey	32	32	Fc ft	17.99
G Force Corner	Champlain Grey, Chestnut Brown, Sandlewood, Shale Grey	n/a	16	unit	26.49
Graphix Wall (<i>Corners Included</i>)	Beige Cream, Greyed Nickel, Onyx Black	26.25	64	Fc ft	32.99
Raffinato 90mm Smooth Wall	Beige Cream, Greyed Nickel, Onyx Black	24.61	64	Fc ft	36.38
Raffinato 180mm Smooth Wall		24.61	32	Fc ft	35.75
Raffinato 90mm Smooth Corner		n/a	48	unit	15.99
Raffinato 180mm Smooth Corner		n/a	24	unit	31.49
Techo-Bloc Caps	Colors	Linear ft/ Pallet	Units/ Pallet	Selling Unit	Price
Graphix Cap (<i>Smooth or Split Face</i>)	Beige Cream, Greyed Nickel, Onyx Black	46.67	28	unit	6.99
Raffinato 60mm Smooth 14 x 28 Cap	Beige Cream, Champlain Grey, Chestnut Brown, Greyed Nickel, Onyx Black, Shale Grey	56	24	unit	45.99



Whitacre Greer Clay

Clay Pavers	Size	Style	Colors	Sq ft/ Pallet	Units/Sections Pallet	Selling Unit	Price
Northshore Blend	4" x 8" x 2 1/4"	Cobbled, Str. Edge, No Lugs	Pre Blended #32, #33, #34, #36, #63	108	486/6	sq ft	8.39
3x9 Cobbled Paver	3" x 9" x 2 1/4"	Cobbled Bev. Edge, No Lugs	#38 Old Chicago	120	640/NA	sq ft	9.99
Holland Smooth	4" x 8" x 2 1/4"	Smooth, Bev. Edge, w/Lugs	#30, #32, #33, #34, #36	108	486/6	sq ft	6.99
Holland Smooth Permeable	4" x 8" x 2 1/4"	Smooth, Bev. Edge, Permeable	#30, #32, #33, #34, #36	108	486/6	sq ft	7.29
Holland Cobbled	4" x 8" x 2 1/4"	Cobbled, Bev. Edge, w/Lugs	#30, #32, #33, #34, #36	108	486/6	sq ft	8.39


Endicott Clay

	Size	Style	Colors	Sq ft/ Pallet	Units/Sections Pallet	Selling Unit	Price
4x8 Beveled	4" x 8" x 2 1/4"	Wirecut, Relieved Edge, w/Lugs	Dark Ironspot,	104.44	470/5	sq ft	9.29
			Medium Ironspot #46 Manganese Ironspot	104.44	470/5	sq ft	9.99
4x8 Straight	4" x 8" x 2 1/4"	Wirecut, Str Edge, w/Invisi-Lug	Dark Ironspot,	104.44	470/5	sq ft	9.29
			Medium Ironspot #46 Manganese Ironspot	104.44	470/5	sq ft	9.99
Paver Tread	3 5/8" x 11 5/8" x 2 1/4"	Bullnose, Wirecut, Str Edge	Dark Ironspot,	85.33	256	Unit	9.29
			Medium Ironspot #46 Manganese	85.33	256	Unit	9.99

Belden Clay


City Line	Size	Style	Sq ft/ Pallet	Units/Sections Pallet	Selling Unit	Price
Landmark Gray	4" x 8" x 2 1/4"	Pressed Chamfered Edge with Lugs	104.44	470/5	sq ft	8.69
Lighthouse Gray	4" x 8" x 2 1/4"	Pressed Chamfered Edge with Lugs	104.44	470/5	sq ft	7.99
Nutmeg Full Range	4" x 8" x 2 1/4"	Pressed Chamfered Edge with Lugs	104.44	470/5	sq ft	7.49
Regimental Full Range	4" x 8" x 2 1/4"	Pressed Chamfered Edge with Lugs	104.44	470/5	sq ft	7.29
Regimental Red	4" x 8" x 2 1/4"	Pressed Chamfered Edge with Lugs	104.44	470/5	sq ft	7.19
Carbon Black	4" x 8" x 2 1/4"	Pressed Chamfered Edge with Lugs	104.44	470/5	sq ft	9.99
Admiral Full Range	4" x 8" x 2 1/4"	Pressed Chamfered Edge with Lugs	104.44	470/5	sq ft	7.49
Sienna Blend	4" x 8" x 2 1/4"	Pressed Chamfered Edge with Lugs	104.44	470/5	sq ft	8.99
8 x 8 - All Colors	8" x 8" x 2 1/4"	Pressed Chamfered Edge with Lugs	106.66	240/NA	sq ft	14.99
Permeable - All Colors	4" x 8" x 2 3/4"	Pressed Chamfered Edge with Lugs	85.55	385/5	sq ft	Call
 Greige Blend	4" x 8" x 2 1/4"	Pressed Square Edge Tumbled no Lugs	104.44	470/5	sq ft	9.49
 Carbon Black	4" x 8" x 2 1/4"	Pressed Square Edge Tumbled no Lugs	104.44	470/5	sq ft	10.99
Plank Paver						
Greige Blend	4" x 12" x 2 1/4"	Pressed Square Edge Tumbled no Lugs	94	282	sq ft	9.29
Bee Hive						
Pawnee Pavers	4" x 8" x 2 1/4"	Wire Cut Square Edge no Lugs	104.44	470/5	sq ft	7.89
Belcrest						
Belcrest 760	3 5/8" x 7 5/8" x 2 1/4"	Sandmolded Square Edge no Lugs	100.96	525/5	sq ft	6.99
Belcrest Black	3 5/8" x 7 5/8" x 2 1/4"	Sandmolded Square Edge no Lugs	100.96	525/5	sq ft	6.99
Saxony Blend	3 5/8" x 7 5/8" x 2 1/4"	Sandmolded Square Edge no Lugs	100.96	525/5	sq ft	6.99

Porcelain 2CM Pavers

 Everblue	Size	Selling Unit	Price
Thermal Blue	12x12, 12x24, 24x24, 12x48, 24x48	sq ft	11.99
Full Range Natural Cleft Sand	12x12, 12x24, 24x24, 12x48, 24x48	sq ft	11.99
	12x12, 12x24, 24x24	sq ft	11.99

Belgard Mirage	Colors	Sq ft/ Pallet	Units/ Pallet	Selling Unit	Price
Glocal 24" x 24"	Classic, Clear, Ideal	232.5	60	sq ft	16.99
Lagoon 24" x 48"	Moonbeam, Sharkskin	271.25	35	sq ft	19.99
Verona 24" x 24"	Bluestone, Taos, Yukon, Platinum	232.5	60	sq ft	15.99
Quarziti 2.0 24" x 24"	Glacier, Mountains, Waterfall, River, Mantle	232.5	60	sq ft	16.99
Quarziti 2.0 24" x 48"	Glacier, Mountains, Waterfall, River, Mantle	271.25	35	sq ft	16.99
Noon 8" x 48"	Ember, Daylight, Honey	151.8	60	sq ft	19.99
Noon 12" x 48"	Ember, Daylight, Honey	155	40	sq ft	17.99
Quarziti Unico 13" x 24" Fullnose	Mountains, Waterfall, River, Glacier		3 per box	each	139.99
Noon Unico 13" x 24" Fullnose	Ember, Daylight, Honey		3 per box	each	139.99
Glocal Unico 13" x 24" Fullnose	Classic, Clear, Ideal			each	139.99

Unilock					
Chamonix 24" x 24"	Grey, Bianco			sq ft	11.99
Gotham 24" x 24"	Grey, Nero	248	64	sq ft	11.99
Travestone 24" x 24"	Beige	248	64	sq ft	11.99
 New England 24" x 24"	White, Ivory, Gray			sq ft	11.99
 New England 16" x 32"	White, Ivory, Gray			sq ft	12.99
Quartzite 16" x 32"	Dark Grey, Sand			sq ft	12.99
Unilock Exclusive 16" x 32"	Dove Grey Travertine, Cosmic Grey			sq ft	9.99

Dal-Tile Xteriors					
Delegate 20" x 40"	Light Grey, Dark Grey	161	30	sq ft	14.99
Diplomacy 20" x 40"	Light Grey, Dark Grey	161	30	sq ft	14.99
Dignitary 24" x 24"	Luminary White, Superior Taupe, Notable Beige	248	64	sq ft	9.99
Ambassador 16" x 48"	Voyager Black, Jet Setter Dusk	248	48	sq ft	15.99
Commissary 16" x 48"	Deputy Grey, Proxy Grey, Commander Beig, Bureau Brown, Regen Honey	248	48	sq ft	14.99
Nominee 24" x 24"	Sand, Taupe, Grey	245	64	sq ft	8.99
 Lanesboro 24" x 24"	Bluestone			sq ft	
 Rekindle 24" x 24"	Terracotta, White			sq ft	11.99

Arioste					
High Tech Natural Stone 24" x 24"	Basalto Grigio, Absolute Black	232.5	60	sq ft	12.99
Royal Stone 24" x 48"	Platinum White (502)	193.75	25	sq ft	17.99
Teknostone	Light Grey, Smoke	232.5	60	sq ft	12.99
Con Crea	Talc			sq ft	12.99

MSI 2CM					
 Denton 24" x 24"	Antracite, Blanco, Grey			sq ft	7.99
Livingstyle 24" x 24"	Beige, Cream, Pearl			sq ft	10.99
Livingstyle 18" x 36"	Beige, Cream, Pearl			sq ft	11.99
Praia 24" x 24"	Carrara, Grey, Crema			sq ft	7.99
Soreno 24" x 24"	Grigio, Ivory, Taupe			sq ft	10.99
Soreno 24" x 48"	Grigio, Ivory, Taupe			sq ft	11.99
Tierra Beige 24" x 24"	Beige, Ivory			sq ft	7.99
Bluestone 24" x 24"	Fullrange, True Blue			sq ft	10.99
Bluestone 24" x 48"	Full Range			sq ft	11.99
Bluestone Jumbo Pattern (12"x24", 24"x24", 24"x48")	True Blue, Full Range			sq ft	11.99
Vulkan 24" x 24"	Grey, Nero			sq ft	7.99
Bullnose Coping 13" x 24"	All styles and colors			each	86.99

Gator Tile System	Size	Price
Gator Base Tile	24"X36"	22.99
Gator Base Screws	50 Pack	34.99
Gator Spacer 1/8", 3/16", 1/4"	50 Pack	3.99
Gator Tile Edging	8' / 1 Bundle of 24 / 192'	10.99

Rooftop

Description	Specifications	Selling Unit	Price
Bison Pedestal System			
Bison LO	1 1/4" - 2" Tab included	Ea	11.99
Bison LC	2" - 4 3/4" Tab included	Ea	12.99
Bison V1	2 1/4" - 2 3/4" Tab and base leveler included	Ea	12.99
Bison V2	2 3/4" - 3 3/4" Tab and base leveler included	Ea	12.99
Bison V3	3 3/4" - 5 3/4" Tab and base leveler included	Ea	12.99
Bison V4	5 3/4" - 9" Tab and base leveler included	Ea	14.99
Biscon VC2 Coupler	Adds up to 4" each For use with V4 only	Ea	6.99
Bison Accessories			
Bison VT18/VT316	1/8" fixed height with tab	Ea	1.39
Bison HD25	1/4" fixed height with tabs (stackable)	Ea	3.99
Bison HD50	1/2" fixed height with tabs (stackable)	Ea	3.99
Bison HD75	3/4" fixed height with tabs (stackable)	Ea	3.99
Bison B11	1/16" rubber shim	Ea	2.99
Bison PS1	1/8" plastic shim	Ea	2.29
Bison Floating Insulation Base	12" x 12" x 11/16" for use over roofs with 20-40 psi insulation	Ea	7.69
Bison Floating Foundatin Base	12" x 12" x 11/16" for use over compacted soil	Ea	7.69
Bison Joist Top Attachment	Joist top attachment for Level.It and Versajust	Ea	3.99
Bison Wood Tiles			
Ipe Wood Tile 24" x 24"	Smooth or Ribbed 6,7, or 8 plank 23.875" x 23.875" x 1.69"	Ea	79.99
Ipe Wood Tile 24" x 48"	Smooth or Ribbed 6,7, or 8 plank 23.875" x 47.9375" x 1.69"	Ea	179.99
Cumaru Wood Tile 24" x 24"	Smooth 8 plank 23.875" x 23.875" x 1.69"	Ea	76.99
Cumaru Wood Tile 24" x 48"	Smooth 8 plank 23.875" x 47.9375" x 1.69"	Ea	199.99
Bison Paver Trays			
Paver Support Tray 24" x 24"	Used to support porcelain pavers fits 595-602 x 595-602mm pavers	Ea	39.99
Paver Support Backer 24" x 24"	Used to support porcelain pavers Do not provide wind uplift fits 595-602 x 595-602mm pavers	Ea	27.99
** Custom sizing of paver support trays available. Inquire for quote.			
Bison Fastening Kit			
Bison FS-1	Wood tile fastening kit contains 2 screws	Ea	2.29
Bison FS-12 (spline)	Wood tile or paver tray fastening kit contains 2 screws	Ea	3.29

Description	Specifications	Selling Unit	Price
NEW Mapei Pedestals			
Mapei Pedestal Small	1 1/8" - 1 9/16"	Ea	6.99
Mapei Pedestal Medium	1 1/2" - 2 1/4"	Ea	7.99
Mapei Pedestal Large	2 3/16" - 3 9/16"	Ea	9.99
Mapei Pedestal XL	3 7/16" - 5 7/8"	Ea	12.99
Mapei Pedestal Extension Coupler	Extension for height increase of 3 1/8"	Ea	5.99
NEW Mapei Pedestal Accessories			
Pedestal Head	Self Leveling 3/32", 1/8", or 5/32" Tabs	Ea	2.49
Pedestal Deck Head TD	Head for wooden joists	Ea	2.49
Pedestal Deck Head TA	Head for aluminum joists	Ea	2.49
Mapei Drill Adjustment Key	Adjustment key that attaches to drill	Ea	39.99
Mapei Adjustment Key	Manual adjustment key	Ea	42.99
Mapei PVC Wall Clip	PVC wall clip	Ea	1.49
Mapei Stainless Steel Wall Clip	Stainless Steel wall clip	Ea	4.99
Mapei Perimeter Clip Stainless Steel	Perimeter edge clip base and head	Ea	14.99
Mapei Perimeter Corner Clip Stainless Steel	Perimeter corner edge clip base and head	Ea	49.99
Mapei Head Leveling Disk 3/32"	Leveling shim for head 4-3/4" diam	Ea	1.49
Mapei Base Leveling Disk 3/32"	Leveling shim for base 8-1/4" diam	Ea	1.49
NEW Mapei Joist Products			
Aluminium Joist	7' 10-1/2"	Ea	56.99
Noise Absorption Rubber for Aluminium Joist	164' Roll	Ea	129.99
Noise Absorption Rubber for Aluminium Joist	656' Roll	Ea	249.99
Joist Connector	Connector for 2 aluminium joist	Ea	0.49
Joist Connecting Joint	Connection joint for 2 joists	Ea	5.99
Joist Connecting T Joint	Connection Joint for "T" Joints	Ea	9.99
Joist Spacer	5/32" Tabs	Ea	0.49

Fire Gear

		Part Number	Price
Spur Kits			
Spur Kit Burner 12" Match Throw (MT) 50,000 BTU's	Spur, Orifice, Gas Flex Line, Fittings, Key Valve, and Key	DBS-12K	289.99
Spur Kit Burner 22" Match Throw (MT) 125,000 BTU's		DBS-22K	349.99
Spur Kit Burner 31" Match Throw (MT) 175,000 BTU's		DBS-31K	379.99
Linear Burners			
Line of Fire H Burner -Match Throw 14"x36" 125K BTU's	Stainless-Steel Pan with Lip, Burner, Match Light Ignition, Key Valve, Chrome Cover and Key	LOF-3614HMT-N	799.99
14"x42" 125K		LOF-4214HMT-N	899.99
14"x48" 150K		LOF-4814HMT-N	929.99
16"x60" 175K		LOF-6016HMT-N	999.99
16"x72" 200K		LOF-7216HMT-N	1,299.99
16"x96" 250K		LOF-9616HMT-N	1,699.99
Line of Fire T Burner -Match Throw 6"x36" 75K BTU's	Stainless-Steel Pan with Lip, Burner, Match Light Ignition, Key Valve, Chrome Cover and Key	LOF-3606TMT-N	569.99
6"x48" 100K		LOF-4806TMT-N	699.99
6"x60" 125K		LOF-6006TMT-N	729.99
6"x72" 150K		LOF-7206TMT-N	799.99
6"x96" 200K		LOF-9606TMT-N	1,099.99
Fireplaces			
Kalea Bay 36" - LED Ventless Fireplace Single Sided	Outdoor Linear Fireplace, 304 Stainless Steel Firebox and Burner, TFS Electromic Ignition with Remote. 31,000 BTU's	OFF-36LECO-N LED	3,999.99
Accessories			
Vent Kit 4" w/ Lintel -Stainless Steel	Two 4"x8" (Adjustable up to 10") Vents with Mounting Plate, Screws, and Lintel	PAVER-VENT-4LNLS	99.99
Control Panel for Match Throw Systems - Stainless Steel	Face Plate for Key Valve, Lintel, Screws, and Fittings	PAVER-CP-MT	89.99
Flex Frame -Stainless Steel	One 44" Flexible Frame for Holding up Burner Systems	FLEXFRAME-SS-UNF	99.99
Round Fire Pit Lid - Stainless Steel	36" Lid with Handle	LID-33R2	399.99
Flex Line 28" Tranquiline	1/2" OD (3/8" ID) x 28" with 1/2" OD Flare Nuts	T200-9898-28	34.99
Fire Glass			
Reflective Large (1/2" to 3/4") 10# Jug	Black, Bronze, Cobalt, Copper, Silver		56.99
Broken Large 10# Jug	Black, Copper, Crystal, Light Blue, Seabreeze		36.99
Lava			
Lava Rock Irregular 1"-2" 1 cu.ft.			79.99
Lava Stone Tumbled 1"-2" 50 lb Bag			179.99
Log Sets			
Spit Fire	17 Piece	L-SF	399.99
Birch	6 Piece	L-BR-6084	229.99
Driftwood	6 Piece	L-DW-6084	299.99
Glass Windshields			
Square 42"x 7.5"	Tempered Glass, Chrome Hardware, Rubber Feet	GWS-4242	359.99
Round 48"x 8"		GWS-48R	389.99
Linear 41"x 19"x 6"		GWS-4119	289.99

Cleaners and Sealers

Cleaners		Size	Price	
Techniseal - Oil/Grease Remover	Lifts and absorbs embedded oil/grease	1 quart	34.99	
Techniseal - Paint/Tar/Rubber Remover	Dissolves paint, tar, bitumen, rubber, gum	1 quart	39.99	
Techniseal - Paver Restorer	Removes cement slurry, jointing haze	1 gallon	64.99	
Prosoco - Limestone Restorer	Removes dirt, mildew, light/moderate stains	1 gallon	39.99	
Prosoco - Vana Trol	Safely dissolves mortar and construction dirt	1 gallon	39.99	
		5 gallon	179.99	
Prosoco - 2010 All Surface Cleaner	Non-acidic cleaner and degreaser	1 gallon	89.99	
Prosoco - LD Concrete Cleaner	General purpose non-etching acidic cleaner	1 gallon	69.99	
Prosoco - Restoration Cleaner	Ideal for surface rust and reversing acid damage	1 gallon	39.99	
More - Acidic Cleaner	Removes grout haze, efflorescence, minerals	1 gallon	49.99	
More - Alkaline Cleaner	Removes grease, oil, and dirt/grime	1 gallon	49.99	
SEK Surebond - Efflo Off	Cleans efflorescence, mineral & salt deposits	1 gallon	59.99	
SRW - Mold/Mildew Remover	Removes mold, mildew, moss, algae	1 gallon	29.99	
SRW - Xylene Solvent	Restores existing solvent acrylic sealers	1 gallon	49.99	
		5 gallon	209.99	
SRW - Sealer Stripper	Removes coatings, sealers, adhesives	1 gallon	124.99	
		5 gallon	499.99	
SRW - Organic Stain Cleaner	Removes stains left by leaves, and other organic substances	2 lbs.	29.99	
Sealers		Size	Wholesale	Retail
Techniseal - Wet-Look WL4 Sealer	Solvent based Wet Look sealer	1 gallon		124.99
		5 gallon		359.99
Tamtech SB - Wet-Look Sealer/Stabilizer	Solvent based Wet Look sealer/joint stabilizer	1 gallon		66.99
		5 gallon		279.99
Tamtech - WB Natural Sealer/Stabilizer	Water based Natural Finish sealer/joint stabilizer	1 gallon		49.99
		5 gallon		199.99
Tamtech - WB Glossy Sealer/Stabilizer	Water based Glossy Finish sealer/joint stabilizer	1 gallon		49.99
		5 gallon		199.99
More - Premium Stone Sealer	High performing Natural Finish penetrating sealer WB	1 quart		64.99
		1 gallon		189.99
More - Paver Sealer	Natural Finish penetrating sealer WB	1 gallon		69.99
		5 gallon		299.99
More - Stone Enhancer Sealer	Non-Glossy Wet Look penetrating sealer WB	1 gallon		99.99
		5 gallon		399.99
More - Premium Gloss Sealer	High performing High Gloss topical sealer WB	1 gallon		59.99
		5 gallon		199.99
SEK Surebond - SB-8700	Solvent based Semi-Gloss stabilizing sealer	1 gallon		76.99
		5 gallon		329.99
SEK Surebond - SB-1300	Water based Matte Finish stabilizing sealer	1 gallon		64.99
		5 gallon		299.99
SRW - Pathway Stabilizer	Holds crushed stone in place	5 gallon		149.99
Prosoco - Natural Stone Treatment	Solvent based premium natural stone sealer	1 gallon		149.99
		5 gallon		589.99
Prosoco - Color Enhancer	Solvent based Color Enhancing sealer	1 gallon		159.99

Reference

BULK MATERIAL COVERAGE

Product	Coverage	Depth
STONE/MULCH/SAND		
One Cubic Yard will cover:	324 sf	1" Deep
	162 sf	2" Deep
	108 sf	3" Deep
	81 sf	4" Deep
	69 sf	5" Deep
	62 sf	6" Deep
TOPSOIL		
One Cubic Yard will cover:	240 sf	1" Deep
	120 sf	2" Deep
	80 sf	3" Deep
	60 sf	4" Deep
	51 sf	5" Deep
	46 sf	6" Deep
RIP RAP/COBBLES		
3-6" Rip Rap	75 sf/cu.yd.	1 layer
3-6" Cobble	75 sf/ton	1 layer
4-8" Cobble	60 sf/ton	1 layer
8-12" Cobble	30 sf/ton	1 layer
12-18" Boulder	20 sf/ton	1 layer

BAGGED MATERIAL COVERAGE

	Coverage	Depth
1.5 CF Bag will cover:	18 sf	1" Deep
	9 sf	2" Deep
	4.5 sf	4" Deep
2.0 CF Bag will cover:	24 sf	1" Deep
	12 sf	2" Deep
	6 sf	4" Deep
3.0 CF Bag will cover:	36 sf	1" Deep
	18 sf	2" Deep
	9 sf	4" Deep
40lb Bag of Topsoil:	36 sf	1" Deep
3.8 CF Bale of Peat Moss:	90sf	1/2" Deep
1 Bale of Straw:	1000 sf	1/2" Deep
50lb Bag of Stone	5 sf	1" Deep
75lb Bag of Mexican Pond Pebbles:		
1-2"	5 sf	2" Deep
2-3"	3 sf	3" Deep
3-5"	2 sf	5" Deep
18 (40lb) Bags of Mushroom Compost = 1 cu.yd.		
39 (40lb) Bags of Topsoil = 1 cu.yd.		
13.5 (2 cu.ft.) Bags of Mulch = 1 cu.yd.		
9 (3 cu.ft.) Bags of Mulch = 1 cu.yd.		

12 Inches = 1 Foot	16 Ounces = 1 Pound
3 Feet = 1 Yard	2,000 Pounds = 1 Ton
5,280 Feet = 1 Mile	16 FL Ounces = 1 Cup
9 Ft ² = 1 Square Yard	2 Cups = 1 Pint
43,560 Ft ² = 1 Acre	4 Cups = 1 Quart
640 Acres ² = 1 Mile ²	2 Pints = 1 Quart
27 Cubic Feet = 1 Cubic Yard	4 Quarts = 1 Gallon

SOD & SEED

SOD			
Length x Width = SF Needed Divide SF by 10 = Rolls of Sod			
MEASUREMENTS:			
1 Roll (24" x 60") = 10 SF 70 Rolls = 1 Pallet 1 Pallet = 700 SF			
WEIGHT:	Pounds Per Roll	Pounds Per Pallet (70 Rolls)	Tons Per Pallet (70 Rolls)
	20 - 40 lbs	1,400 - 2,800 lbs	0.7 - 1.4 tons
SEED			
GRASS SEED (25 LBS BAG):	Pounds per 1,000 SF	SF per 1 LB	SF per Bag
Grass Seed (New Seeding):	5 lbs	200 sf	5000 sf
Grass Seed (Overseed):	3 lbs	330 sf	8300 sf

BULK MATERIAL PRODUCT WEIGHTS

Product	LBS/CU.FT.	LBS/CU.YD	TON/CU.YD
Asphalt (Waste)	135 - 155 lbs	3,645 - 4,185 lbs	1.8 - 2.1 tons
Clay Soil/Spoils	105 - 125 lbs	2,835 - 3,375 lbs	1.4 - 1.7 tons
Concrete (Waste)	140 - 160 lbs	3,780 - 4,320 lbs	1.8 - 2.2 tons
Compost	45 - 65 lbs	1,200 - 1,800 lbs	0.6 - 0.9 tons
Gravel	110 - 130 lbs	3,000 - 3,500 lbs	1.5 - 1.75 tons
Mulch	30 - 60 lbs	800 - 1,600 lbs	0.4 - 0.75 tons
Sand	100 - 120 lbs	2,700 - 3,240 lbs	1.3 - 1.6 tons
Top Soil	70 - 90 lbs	1,890 - 2,430 lbs	0.9 - 1.2 tons

NATURAL STONE WEIGHTS

Product	Weight
BOULDERS	
12" Boulder	85 lbs
18" Boulder	295 lbs
24" Boulder	700 lbs
36" Boulder	2,375 lbs
48" Boulder	5,630 lbs
CUT DRYWALL	
8" Depth Drywall	20 ff/ton
12" Depth Drywall	15 ff/ton
OUTCROPPING/STEPS	
Outcropping	150 lbs/cu.ft.
Natural Steps	165 lbs/cu.ft.
FLAGSTONE	
1.25-2" Thick	75 - 100 sf/ton
0.75-1.25" Thick	100 - 150 sf/ton
VENEER	
Thin Veneer	125 - 135 ff/ton
Full Depth Veneer	35 - 40 ff/ton

COVERAGE AMOUNT

Depth	Coverage (per CU.YD.)	CU.YD. Needed (Multiply by SF)
1/4"	1,296 sf	0.0008
1/2"	648 sf	0.0016
3/4"	432 sf	0.0024
1"	324 sf	0.0032
2"	162 sf	0.0064
3"	108 sf	0.0096
4"	81 sf	0.0128
5"	67 sf	0.016
6"	54 sf	0.0192
7"	47sf	0.0224
8"	40 sf	0.0256
9"	36 sf	0.0288
10"	33 sf	0.032
11"	29 sf	0.0352
12"	27 sf	0.0384



LURVEY
home & garden

2550 E. DEMPSTER STREET
DES PLAINES, IL 60016
847.824.7411

lurvey.com



REV2/24