

2025 HARDSCAPES COLLECTION



ROCHESTER

CONCRETE PRODUCTS

PORTFOLIO OF PRODUCTS

PAVERS AND SLABS

6 x 12 Accent Pavers	55
American Brick Paver	54
Antique Travertine Tiles	24
Barn Plank Tiles	26
Barrington Paver	36
Broadmour Paver	48
Bullnose Paver	94
Cobble Stone Paver	52
Colonial Pavers	53
Contours / Contours XL Pavers	30
GeoCeramica Pavers (NEW)	20
Holland Paver	56
Holland-Eco Paver	60
Lamont Paver	58
Mezzano Paver	38
Minnetonka Paver	34
Pacific-Eco Paver	61
Reno Paver	44
Serano Paver	40
Silhouette / Silhouette XL Pavers	32
Slate Tiles	28
Tahoe Paver	46
Titan Paver	50
Windom Paver (NEW)	42

RETAINING WALLS

Barn Plank Garden Wall	62
Classic 6 and 8 Walls	78
Classic Colonial 6 Wall	74
Contemporary Wall	70
Cottage Stone Wall	80
Kodah Wall	81
Lakeland	72
Olympic Wall	66
Outcropping Wall	80
Palisade Walls (NEW)	64
Premier 6 & 8 Walls	76
Recon Wall	82
Riverland Walls	73
Vintage 6 Walls	68

OUTDOOR LIVING KITS

Contemporary Kits	84
Grand Fireplace Kits	89
Colonial Fireplace Kits	88
Compact Fireplace Kits	88
Fire Ring / Pits and Accessories	91
Grand Island Bar Kits	90
Granite Top Grill Kits	90
Necessories	86
Seatwall and Pillar Kits	91
Summerset Sizzler Pro Grills	90
Victorian Fireplace Kits	89
Woodbox/Stand Kit	90

ACCESSORIES


Barn Plank Step	93
Bullnose Paver	94
Contemporary Cap	98
Chiseled Caps and Tops	96
Chisled Steps	93
Edgers	95
Imperial Step (NEW)	93
Grand Step	93
Stepping Stones	94

RESOURCES

Color Guide	8
Chroma Color / Chroma Shield	6
Gallery	10-19
Paver Detail / Specifications	99-101
The New Standard	4
Warranty	102

Rochester Concrete Products is a third-generation, family-owned manufacturer of mortarless concrete products dating back to 1914. We have consistently produced an extensive line of innovative hardscapes and building products that pass rigid quality control requirements — meeting or exceeding ASTM standards for strength, durability and freeze/thaw. PLEASE NOTE: Our products are made from facemix or solid color concrete for lasting appearance and durability. Photographs contained herein are for representation only. Refer to actual product samples when making color selection. Product dimensions given are nominal. See the RCP Product Guide for packaging, pallet configurations, product specifications, patterns, detailed descriptions and warranties.

The information presented here has been prepared for the benefit of customers interested in Rochester Concrete Products. Rochester Concrete Products assumes no liability for its accuracy or completeness. Final determination of the suitability of any information or material for the use contemplated, or for its manner of use, is the sole responsibility of the user. Certain products not available in all areas.



At Rochester Concrete Products, we don't just see hardscapes—we see a place where family gatherings, quiet moments, and endless memories unfold. We see possibilities to create stunning, lasting spaces that bring potential future memories to life.

With over a century of craftsmanship and expertise behind us and new state-of-the-art facilities now online, we're setting a new standard for beauty, quality, and durability. Our products are built to withstand the test of time, with rich, durable colors and unique finishes that ensure your backyard is as captivating tomorrow as it is today.

Our latest innovations in pavers and walls are here to help you shape the backyard of your dreams—one that's not just a space, but a lasting reflection of your style. At Rochester Concrete Products, we don't just build patios and walkways; we help you create memories for years to come.



Corporate Office: 7200 Broadway Ave N, Rochester, MN 55906 / Phone (507) 288-8850 / rochesterpcp.com

The NEW STANDARD for YOUR HOME

In 2024, with the opening of our newest plant in Jordan, MN, Rochester Concrete Products is setting a NEW STANDARD for hardscape products that homeowners can trust. When you select an RCP product for your project you get:

VIBRANT COLORS MADE TO LAST

Our state-of-the-art Chroma Coloring system produces a saturated layer of vibrant color on the surface of the pavers creating bold, rich colors that will last.

CONSISTENT QUALITY

Precise, computerized controls throughout the manufacturing process, produce consistent colors, surfaces, and edge details—ensuring a seamless look for your patio, walkway, or driveway every time.


UNMATCHED DURABILITY

We use the finest raw materials and latest technology to ensure you are as happy with the look of your project in five years as you are today. Protection from staining, fading and the effects of weather are all built into our manufacturing process.


When selecting pavers and other hardscape products for your outdoor space, focus on key elements such as color, style, pattern, and detail to create a cohesive design that complements your home's roofing, siding, and stonework while reflecting your personal taste.

Consider how textures, shapes, and surface finishes align with your architectural style and intended use of the space. Explore patterns and accents like inlays, caps, or borders for added flair. Most importantly, prioritize quality and durability when selecting product to ensure your hardscape not only enhances your space visually today but stands the test of time.

For all these decisions, engaging with a qualified landscape professional can help make the process easier and ensure your decisions support your overall vision for your project.



CHROMA COLORING SYSTEM SETS the NEW STANDARD for COLOR VIBRANCY, CONSISTENCY and DURABILITY.



This advanced manufacturing technology provides rich and vibrant colors across all of our most popular products. Chroma Coloring also ensures consistent colors from batch to batch — pavers ordered in August will have the same consistent and vibrant color as pavers ordered in May. If you want to add on to an existing project you can add on with confidence in the consistency of color.



CHROMA SHIELD PROTECTED PAVERS STAND UP to the DAMAGING EFFECTS of TIME and MOTHER NATURE.

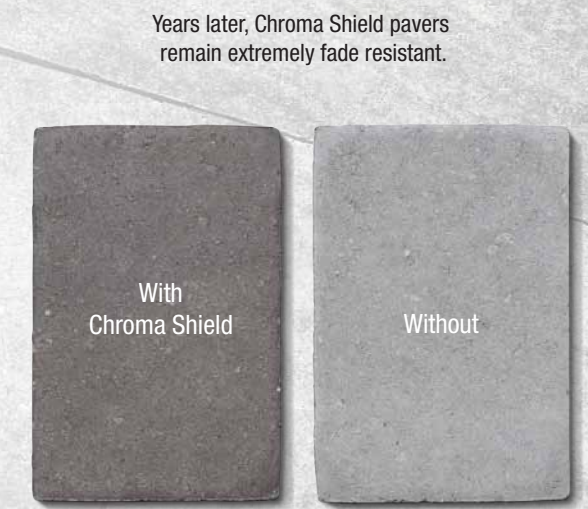
Chroma Shield manufactured pavers are highly resistant to fading and to the harmful effects of salt, chemical and acid rain exposure. Chroma Shield also provides some protection against stains and rust marks.

WHAT IS CHROMA SHIELD?

The Chroma Shield manufacturing process is a series of chemical reactions between the paver and the Chroma Shield solution. As pavers are demolded, a proprietary aqueous-based solution is sprayed on the surface causing a chemical/molecular reaction that creates the Chroma Shield protective layer. This new protective compound penetrates into the surface of the paver three to five millimeters deep and can only be removed with heavy abrasion/wear.

CHROMA SHIELD PAVERS ARE:

- Fade Resistant
- Stain Resistant
- Acid Rain Resistant
- Salt Resistant
- Spalling Resistant
- Inhibits Efflo and Poly Haze



DESIGN With a PURPOSE

Our pavers and walls feature a thoughtfully curated color palette that combines simplicity with timeless appeal. Advanced Chroma Color facemix technology, delivers rich, vibrant hues that enhance the natural beauty of outdoor spaces. Chroma Color ensures our pavers maintain their striking colors over time, offering exceptional durability and fade resistance.


PAVERS




ACCENT PAVERS



GEOCERAMICA




RETAINING WALLS



BARN PLANK WALL



PALISADE WALL



Soft earth tones, warm grays, and subtle blends reflect the beauty of natural stone, while carefully selected shades provide versatility across various design elements. This simplicity fosters seamless integration, ensuring our pavers complement a variety of architectural finishes, siding colors, and landscapes. Our palette is designed to harmonize with a wide range of home styles, from traditional to contemporary.


Whether creating a cozy backyard retreat or a statement driveway, our colors provide an elevated, cohesive aesthetic that transforms outdoor spaces into elegant extensions of the home.

INSPIRATION and IMAGINATION

We are continually inspired by the creativity and craftsmanship of our customers. Our project gallery showcases stunning designs that reflect their unique visions. Explore the gallery and let these ideas spark your own creativity as you imagine transforming your outdoor space into something extraordinary!



MEZZANO - Glacier Creek



BARN PLANK - Weathered Gray



BARN PLANK - Weathered Gray
COLONIAL - Onyx




BROADMOUR - Natural
6 X 12 ACCENT & BULLNOSE - Onyx



SERANO, GRAND FIRE RING & LAKELAND WALL - Santa Fe



BARRINGTON & LAKELAND WALL - Cascade
COBBLESTONE - Onyx




BROADMOUR & CONTEMPORARY WALL - Cascade



COLONIAL 6 WALL & 4" CAP - *Bluestone*




CONTEMPORARY WALL - *Cascade, Onyx*
CHISELLED CAP - *Indiana Limestone*




CLASSIC 6 WALL & 4" CAP - *Natural*
CHISELLED CAP - *Indiana Limestone*




COLONIAL 6 WALL & 4" CAP - *Santa Fe*
SERANO - *Bluestone*



PALISADE WALL - *Cafe*




CLASSIC 6 WALL - *Cascade*
MINNETONKA - *Bluestone*
COLONIAL - *Onyx*



CLASSIC COLONIAL WALL & 4" CAP - *Santa Fe*
BARN PLANK STEP - *Weathered Gray*




SLATE - *Bluestone*



TRAVERTINE - *Ivory*



OLYMPIC WALL - *Beechwood*
BARRINGTON - *Glacier Creek*
CONTEMPORARY CAP - *Onyx*



BARRINGTON - *Glacier Creek*
CONTEMPORARY WALL - *Cascade*
COLONIAL & BULLNOSE - *Onyx*




SILHOUETTE - *Mist*
CONTEMPORARY WALL - *Cascade/Onyx*
GRAND STEP - *natural*



TRAVERTINE - Ivory



RIVERLAND & LAKELAND WALLS - Bluestone
CHISELLED CAP - Onyx



SERANO - Cascade
LAKELAND WALL - Bluestone
AMERICAN BRICK - Onyx




BARN PLANK - Weathered Gray
VINTAGE WALL - Bluestone
CHISELLED CAP - Indiana Limestone



COBBLE STONE - Onyx



BROADMOUR - Cascade
CONTEMPORARY WALL - Cascade/Onyx
CHISELLED CAP - Indiana Limestone




BARRINGTON - Santa Fe
HOLLAND - Onyx




MINNETONKA - Beechwood
COLONIAL WALL & 4" CAP - Beechwood
GRAND STEP - Mocha



BARN PLANK, STEP & FIRE PIT - Weathered Gray
COLONIAL WALL - Santa Fe
LAKELAND WALL - Bluestone
CHISELLED CAP - Indiana Limestone




WINDOM - Pewter
AMERICAN BRICK - Onyx
CHISELLED CAP - Bluestone




MINNETONKA - Glacier Creek
BULLNOSE - Onyx



CONTEMPORARY WALL - Cascade
BULLNOSE - Onyx
STEPPING STONES - Onyx
EDGER - Onyx



OLYMPIC WALL - Onyx
CHISELLED CAP - Indiana Limestone



VINTAGE WALL - Santa Fe
6 X 12 ACCENT - Mocha
CHISELLED CAP - Indiana Limestone
BARRINGTON - Beechwood



RENO - Cascade
COLONIAL - Onyx

GEOCERAMICA®



GEOCERAMICA - Sable



GEOCERAMICA - Pearl and Smoke

The perfect choice for lasting beauty with unmatched durability. GeoCeramica blends the modern look of porcelain with the strength of concrete pavers. A choice that will never go out of style.



TAUPE


PEARLE

SABLE

SMOKE

GEOCERAMICA TILES are 1.6" thick and ideal for patios, walkways, stoops, terraces and pool decks. In appropriate applications, GeoCeramica will create a beautiful, low-maintenance outdoor living area that will last indefinitely.


- Suitable for patios, paths, pool decking and rooftop applications
- Slip-resistant porcelain tile in multiple faces
- Integrated Stabikorn® drainage paver base
- 10 year product warranty against manufacturing defects



ANTIQUÉ TRAVERTINE



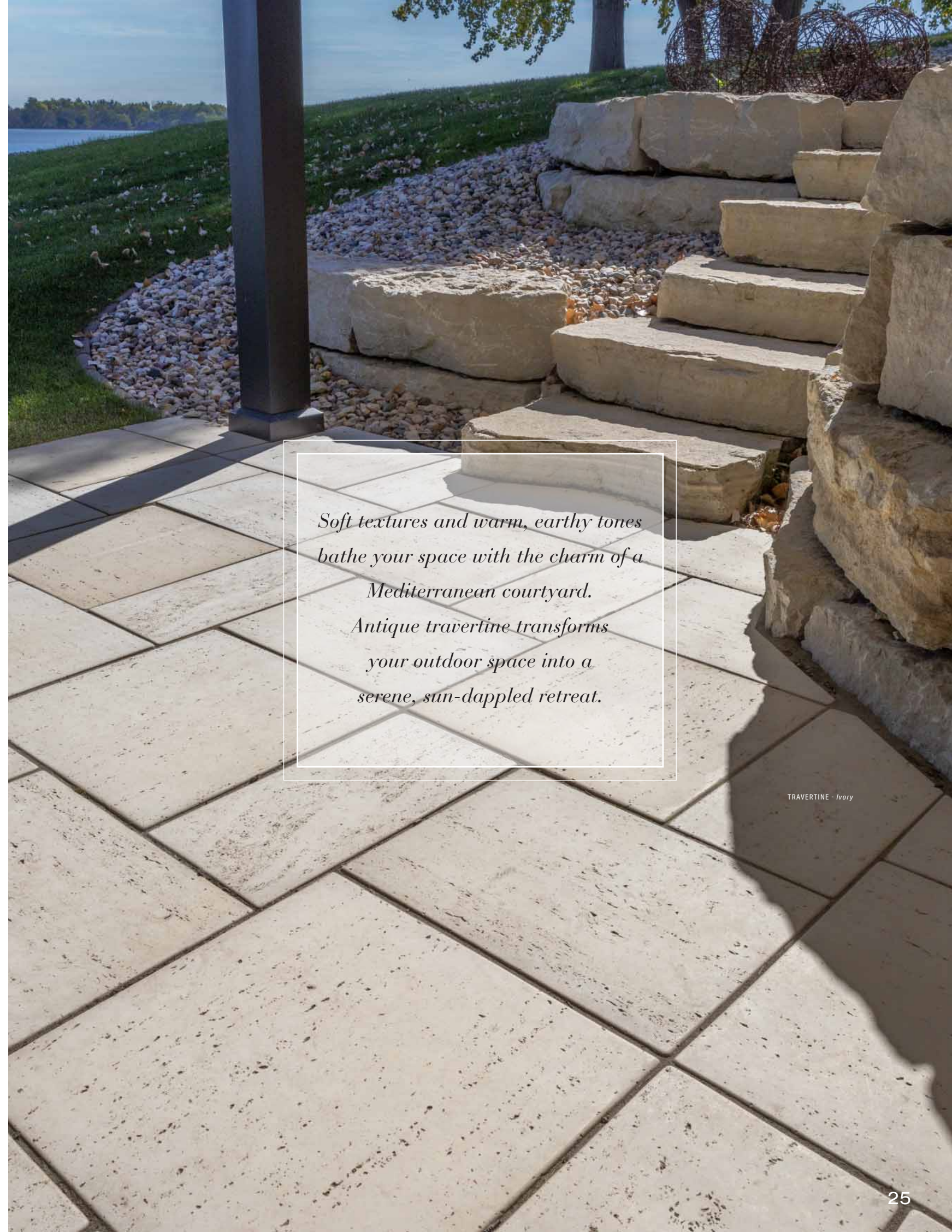
IVORY



NATURAL



TRAVERTINE - Ivory



Soft textures and warm, earthy tones bathe your space with the charm of a Mediterranean courtyard. Antique travertine transforms your outdoor space into a serene, sun-dappled retreat.

TRAVERTINE - Ivory



TRAVERTINE - Ivory

BARN PLANK - Mahogany

BARN PLANK

Barn Plank exudes rustic charm and sophisticated craftsmanship, mirroring the rich grain and texture of weathered wood. Each piece tells a story, adding unique character and warmth to your landscape.



BARN PLANK - Weathered Gray
FIRE RING BLOCK - Bluestone
COLONIAL - Onyx

BARN PLANK - Weathered Gray



MAHOGANY



WEATHERED GRAY

SLATE



SLATE - Bluestone
BARN PLANK FIRE PIT - Weathered Gray

Slate tiles bring distinctive character and sophistication to any setting. Capturing the look and natural texture of real slate, each handcrafted, wet-cast piece offers unmatched beauty.



BLUESTONE



CASCADE



BEIGE



CONTOURS - Beige
HOLLAND - Mocha



MIST




FLINT



CONTOURS AND CONTOURS XL

Featuring soft natural hues and subtle graining, Contours blends organic beauty with a modern touch, the textured surface adds depth and sophistication, ideal for creating serene retreats with an artful flair.

CONTOURS - Mist



SILHOUETTE - Beige
AMERICAN BRICK - Mocha

SILHOUETTE AND SILHOUETTE XL



*A work of art in soft natural hues,
delicately grained for a sophisticated
finish. Its effortless blending of natural
beauty and modern elegance brings
serene charm to both traditional and
contemporary landscapes.*




BEIGE



MIST




FLINT



MINNETONKA

Minnetonka's large-format, three-piece design and dramatic natural slate texture capture the essence of elegance with a hint of modern sophistication.

MINNETONKA - Glacier Creek
COLONIAL & BULLNOSE - Onyx




BEECHWOOD



CASCADE



GLACIER CREEK



SANTA FE



BARRINGTON

Barrington offers modern elegance and an expansive aesthetic. Its clean lines and smooth, refined finish bring sophistication to any outdoor area. Barrington turns any landscape into an elegant retreat.



BEECHWOOD



CASCADE



GLACIER CREEK



SANTA FE



MEZZANO

Available in a palette of bold, rich colors, and textured surfaces. Mezzano creates sophisticated spaces that evoke the look and feel of natural stone.

MEZZANO - Beechwood
6 X 12 ACCENT - Onyx



BEECHWOOD



CASCADE



GLACIER CREEK



SANTA FE



BEECHWOOD



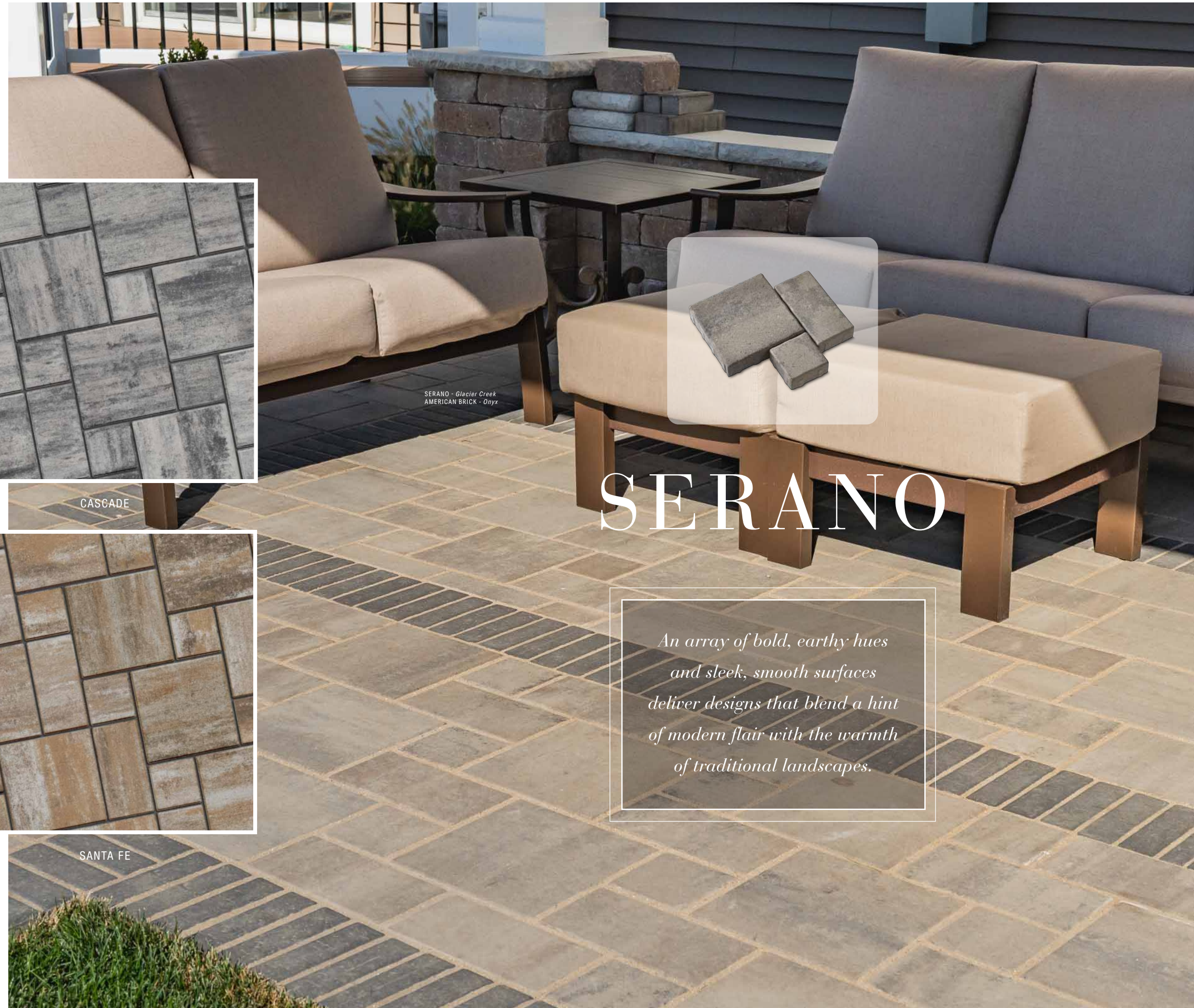
CASCADE



GLACIER CREEK



SANTA FE



SERANO

An array of bold, earthy hues and sleek, smooth surfaces deliver designs that blend a hint of modern flair with the warmth of traditional landscapes.



WINDOM

Clean lines and smooth, refined finishes create a sophisticated foundation for your outdoor space. Available in subtle tone-on-tone colors, Windom brings a soft, understated charm and warmth to your outdoor space.

WINDOM - Pewter




PEWTER



CASCADE



GLACIER CREEK



SAHARA



RENO

Sleek and understated, Reno's smooth surface and mid-sized three-piece design create a polished foundation for any outdoor setting. Perfect for both pedestrian and vehicular applications, Reno is simplicity elevated.


RENO - Cascade
COLONIAL - Onyx




BEECHWOOD



CASCADE



GLACIER CREEK



LATTE



BEECHWOOD



CASCADE



GLACIER CREEK




LATTE



TAHOE

Tahoe's textured surface showcases a refined palette of timeless color options, effortlessly blending style with versatility. Simple yet sophisticated, Tahoe transforms everyday spaces into elevated retreats, adding a touch of understated luxury.

TAHOE - Beechwood
COLONIAL - Onyx & Macha



BROADMOUR

Broadmour pavers feature a sleek, contemporary design in a large format that radiates modern luxury. Broadmour brings a touch of polished, contemporary style to any outdoor space.


BROADMOUR - Natural
6 X 12 ACCENT & BULLNOSE - Onyx
CONTEMPORARY WALL - Cascade



CASCADE



NATURAL



PEWTER (NEW)



SAHARA (NEW)

TITAN

Used individually for steppers or as part of a large patio, Titan makes a distinctive, bold statement with a nod to modern elegance.



SAHARA

CASCADE


PEWTER

NATURAL

TITAN - Pewter

COBBLE STONE

Beautifully weathered textures blend with rich color tones to create a sense of rugged durability. Perfect for driveways, patios, or walkways. Cobblestone evokes a rustic charm that is a perfect complement to traditional designs.



COBBLE STONE - Onyx



COLONIAL

COLONIAL - Mocha & Onyx



MOONLIGHT GRAY



MOCHA



BEECHWOOD



BEECHWOOD



MOONLIGHT GRAY

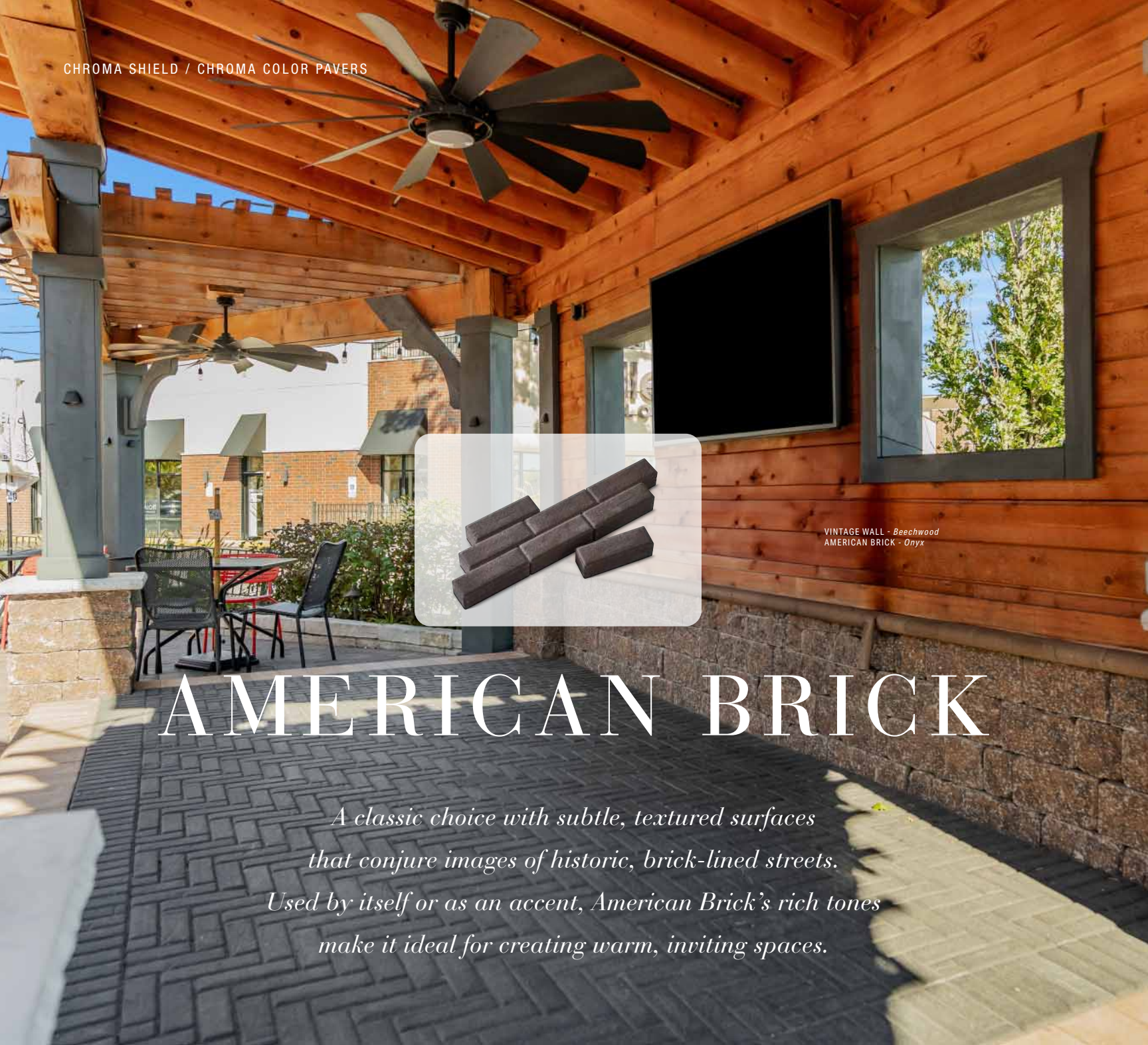


ONYX



ONYX


Transport your space to another time and place. Gently weathered textures and mottled colors evoke the feel and look of historic stone lined avenues.




VINTAGE WALL - Beechwood
AMERICAN BRICK - Onyx

AMERICAN BRICK

A classic choice with subtle, textured surfaces that conjure images of historic, brick-lined streets. Used by itself or as an accent, American Brick's rich tones make it ideal for creating warm, inviting spaces.



MOCHA



ONYX




WHEAT



BONE




NATURAL



MOCHA




ONYX



6x12 ACCENTS

Smooth or embossed accents add character, flair and a polished finishing touch to any outdoor space.



BARRINGTON - Santa Fe
6 X 12 ACCENT - Onyx



ROSEWOOD



ANTIQUE COPPER



BEECHWOOD



MOONLIGHT GRAY



MOCHA



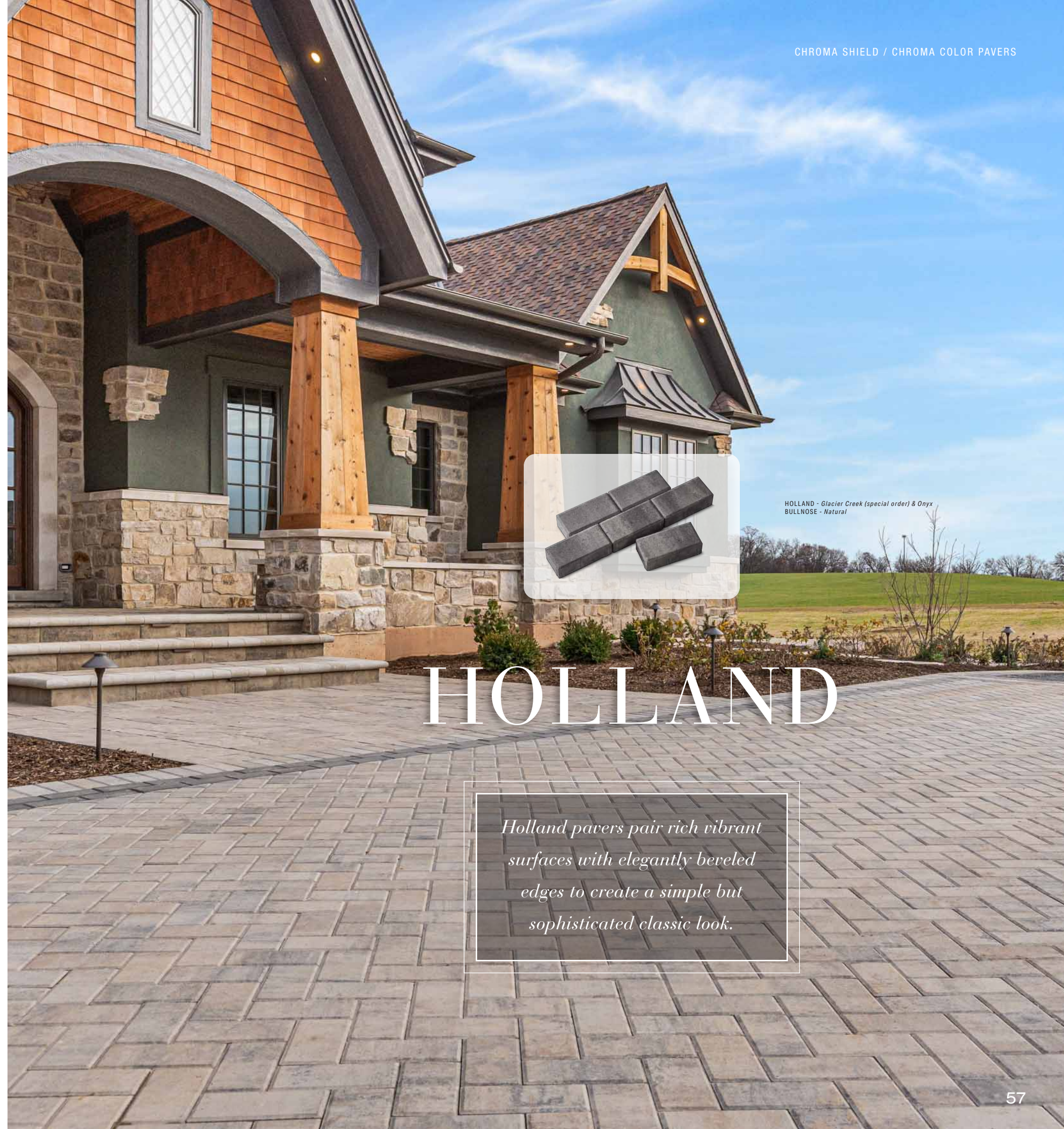
BONE



NATURAL



ONYX



HOLLAND - Glacier Creek (special order) & Onyx
BULLNOSE - Natural

HOLLAND

Holland pavers pair rich vibrant surfaces with elegantly beveled edges to create a simple but sophisticated classic look.



LAMONT

A timeless, tumbled finish blends seamlessly with any traditional landscape bringing distinctive warmth, ambiance and character.



ANTIQUE BROWN



MOCHA



SIERRA GRAY



ONYX



BEECHWOOD



WHEAT

HOLLAND-ECO


Drawing inspiration from the enduring elegance of classic Holland pavers, this eco-conscious solution introduces a sophisticated blend of form and function.



BEECHWOOD



MOONLIGHT GRAY



PACIFIC-ECO

Crafted for environmental and water management, this permeable paver brings lasting quality and green innovation to outdoor settings from patios to parking lots.



BEECHWOOD



MOONLIGHT GRAY

BARN PLANK WALL

- Detailed splits and grain on five sides
- Weathered Gray or Mahogany colors, matching Landscape Tiles
- 40" W x 8" D x 6" H

Barn Plank Wall Fire Pit Kit:

- Two courses with heavy gauge steel insert to protect block
- Optional, removable swivel cooking grate
- 48" W x 48" D x 12" H



MAHOGANY

WEATHERED GRAY



Barn Plank Wall is made from strong, wet cast concrete. These rustic blocks build vertical, freestanding walls and outdoor living features.

PALISADE WALL



PALISADE WALL - *Cafe*
 CONTEMPORARY CAP - *Onyx*
 CHISELLED STEP - *Mocha*

- Smooth surfaces, 90° corners, chamfered face (matching Corner/End block*)
- Builds linear gravity walls with 0.75" setback (5.3"), adjustable to vertical
- Made with Chroma Color (facemix) technology
- 40" x 12" x 8" H



CAFE



CASCADE

OLYMPIC WALL

- Single-unit, trapezoidal design builds vertical freestanding/retaining walls, pillars and outdoor living features
- Smooth surfaces, deep beveled top and sides, in three colors
- Builds straight or 10' radius walls
- Finish with Contemporary or Chiseled Cap
- Matching 12" W x 10" D x 6" H corner, end/pillar block
- 17.5" W x 10" D x 6" H



CASCADE



ONYX



BEECHWOOD

RETAINING WALLS

- Three-piece system builds vertical, freestanding/retaining walls, seatwalls and outdoor living features
- Choose from Split-face or Tumbled (matching end, corner and pillar blocks)
- Builds straight or 8' radius without cutting
- Cap with 3" Universal, 3" Tumbled or Chiseled cap

Combined Pallet: 6" W x 10" D x 6" H / 12" W x 10" D x 6" H
18" W x 10" D x 6" H



TUMBLED

SPLIT-FACE



BEECHWOOD



CASCADE



BLUESTONE




SANTA FE

CONTEMPORARY WALL

- Three-piece wall system builds vertical, right-angle freestanding/garden walls, pillars and outdoor living features
- Smooth surfaces, beveled top and sides, in three colors, matching corner/pillar blocks
- Finish with Contemporary Cap, Chiseled Cap or Bullnose Paver

Combined Pallet: 8" W x 8" D x 4" H / 16" W x 8" D x 4" H / 24" W x 8" D x 4" H

Corner/Pillar Block Pallet: Use as wall block, corner or end block, 12" W x 10" D x 4" H



CONTEMPORARY WALL - *Cascade*
 BROADMOUR - *Natural*
 6 X 12 ACCENT - *onyx*



BEECHWOOD



CASCADE



ONYX



RIVERLAND WALL

- Tumbled, aged appearance, matches Lakeland Wall
- Angled units build 8' radius walls
- Cap with 3" Universal or Chiseled Caps
- In Beechwood, Bluestone, Cascade, Santa Fe, Onyx

Combined Pallet: 8" W x 8" D x 4" H / 12" W x 8" D x 4" H
16" W x 8" D x 4" H



- Tumbled, aged appearance, matched Riverland Wall
- Matching Fire Ring Block
- Cap with 3" Universal or Chiseled Caps
- In Beechwood, Bluestone, Cascade, Onyx, Santa Fe

Combined Pallet: 4" W x 8" D x 4" H / 8" W x 8" D x 4" H

Separate Pallet: 12" W x 8" D x 4" H



CASCADE



SANTA FE



BEECHWOOD



BLUESTONE




ONYX

These two, tumbled, three-piece wall systems build vertical, freestanding garden/retaining walls, planters, seatwalls and outdoor living features.



CLASSIC® 6 COLONIAL WALL

COLONIAL & 4" WALL CAP - Beechwood
 LAKELAND WALL - Beechwood
 GRAND STEP - Mocha



BLUESTONE



SANTA FE



SANDSTONE BROWN

- Strong and versatile, efficient to build Classic system
- Rustic-face, deep beveled split/sides, multi-unit appearance
- Builds tight radius, 1.0" setback, adjustable to near vertical
- Cap with 3 or 4" Universal or Chiseled Caps

One or Two Pallet System: 18" W x 12" D x 6" H

- Half the weight of comparable wall blocks, yet just as strong
- Significant freight advantages (more sq. ft. per truckload)
- Straight split face, matching corner/end blocks
- Open core design — core fills quickly and easily
- Automatic setback; adjustable to near vertical, capable of tight radius turns
- Cap with 4" Universal or Contemporary Cap

Premier 6: 43.5 lbs. / 4.7" (0.5" setback) / 18" W x 12" D x 6" H

Premier 8: 57 lbs. / 7" (1.0" setback) / 18" W x 12" D x 8" H



6" PREMIER WALL - Gray
4" WALL CAP - Gray

PREMIER 6



BLUESTONE




ONYX



SANTA FE

PREMIER 8



CHARCOAL



GRAY



SANDSTONE



SANDSTONE BROWN



PREMIER 6 & 8 WALLS

6" PREMIER WALL - Charcoal
CHISELED WALL CAP - Bluestone

SANDSTONE BROWN

RETAINING WALLS

- Strong and versatile, one-block systems build straight or radius walls
- Straight split or beveled face options (matching corner and half blocks)
- 1.0" setback, adjustable to near vertical
- Cap with 4" Universal or Chiseled Caps

Classic 6 Block:

- Beveled face colors: Bluestone, Sandstone/Brown, Santa Fe
- Straight face colors: Bluestone, Charcoal, Gray, Sandstone, Sandstone Brown, Santa Fe
- 18" W x 12" D x 6" H

Classic 8 Block:

- Beveled face colors: Gray, Sandstone
- Straight face colors: Charcoal, Gray, Sandstone, Sandstone Brown (base block Gray only)
- 18" W x 12" D x 8" H



CLASSIC 6 & 3" WALL CAP - Bluestone



CLASSIC 6 & 4" WALL CAP - Sandstone


CLASSIC® 6 & 8 WALLS



BLUESTONE



SANDSTONE



SANTA FE



GRAY



SANDSTONE BROWN



CHARCOAL

OUTCROPPING WALL



KODAH WALL




KODAH WALL

- Strong, two-sided, wet cast blocks create vertical garden and freestanding walls
- Multiple sizes and faces with detailed tops in Pacific Gray, Copper Canyon, Fon Du Lac colors
- Four-piece pallet; 12 to 42" W x 10.5" D x 6" H

OUTCROPPING WALL

- Heavy, wet cast blocks build straight or 8.5' radius, 15" automatic setback
- Multiple shapes and faces, smooth top, matching corner/end blocks
- Lifting device required
- Multiple pallets; 6, 12, 18" & 24" H x 24" to 72" W
- Colors: Pacific Gray, Copper Canyon, Fon Du Lac



COPPER CANYON



FON DU LAC



PACIFIC GRAY

COTTAGE STONE WALL



- For low garden walls, tree rings and planters
- Beveled-face, smooth top, in four colors
- Rear lip, 0.5" setback, curved bottom aids fast install
- Cap with Mini-Cap
- 12" W x 8.5" D x 4" H



CHARCOAL



GRAY



SANDSTONE



SANDSTONE BROWN



RECON WALL

STAIN APPLIED AFTER CONSTRUCTION



WEATHERED EDGE



LE SUEUR COUNTY LIMESTONE

- Strong, solid, wet cast blocks for maximum performance
- Ideal for projects with tight property lines or limited access constraints
- Matching corner, cap and half blocks (24" or 39" deep)
- Matching full fence or full high end/cap blocks
- Two styles available, gray color, can be stained after construction
- 48" W x 16" H, x (24" to 84" D) units, 1,457 to 4,088 lbs.

CONTEMPORARY OUTDOOR LIVING KITS

Other than some common tools, Contemporary Kits come with everything needed to build on a properly prepared base. Kits include precut block, steel reinforcements, construction gloves, adhesive and instructions.



Choose either Cascade with Onyx accent or Beechwood with Onyx accent.



WOOD BURNING FIREPLACE

- Fireplace; 52" W x 32" D x 86.5" H (base)
- Firebox includes high-temp firebrick
- Woodbox; 32" W x 32" D x 38.5" H (base)
- Hearth; 48" W x 16" D x 10.5" H (base)
- 2.5" H Silver Creek chisled mantels/tops



GAS FIRE PIT

- Contemporary Wall Cap (in Cascade or Onyx)
- Firegear's stainless steel, NG drop-in pan and connections (150,000 max Btu)
 - Piloted thermocouple safety valve, manual spark ignitor
 - Lava rock and vent kit
- 48" W x 48" D x 18.5" H (base)



Outdoor gas features are smokeless and ashless; ideal for properties with open burning restrictions.

WOOD BURNING FIRE PIT

- Heavy-gauge, four-piece steel insert
- Optional, removable swivel cooking grate
- Optional Contemporary Wall Cap (in Cascade or Onyx)
- 48" W x 48" D x 16" H



GAS FIRE TABLE

- Contemporary Wall Cap (in Cascade or Onyx)
- Firegear's stainless steel, NG drop-in pan and connections (100,000 max Btu)
- Piloted thermocouple safety valve, manual spark ignitor, lava rock and vent kit
- 68" W x 20" D x 18.5" H (base)



ISLAND BAR/GRILL

- Summerset Sizzler Pro 32" stainless grill with cover
- Stainless steel, vented double doors and paver vent kit
 - Three-piece, 3cm Black Pearl granite top
 - 32" D x 80" W x 40.75" H (base)

NECESSARIES

Necessaries is a collection of affordable, ready-to-assemble kits for outdoor fireplaces, island bars and grills, fire rings, seatwalls and pillars.



BEECHWOOD



BLUESTONE



CASCADE



SANTA FE

Earthy Cabinet Colors:

Necessaries feature Rockwood Retaining Walls' multi-piece, tumbled Lakeland and Riverland wall systems.

Mantels and tops are wet cast concrete from limestone originals with smooth, honed surfaces and chiseled edges.

FIREPLACE KITS



COMPACT AND COLONIAL FIREPLACE KITS are ideal for smaller backyards and patios. Each kit comes complete with 2.25" thick firebrick, ensuring durability and enhancing the overall appearance.

- Optional Woodbox Kit (left or right side) and Hearth Kits

THE GRAND FIREPLACE is the perfect centerpiece for your outdoor living room. Its appeal comes from its large profile, universal design and aged appearance. Includes Majestic Products Villawood 36" stainless steel wood-burning insert, log rack and spark curtain.

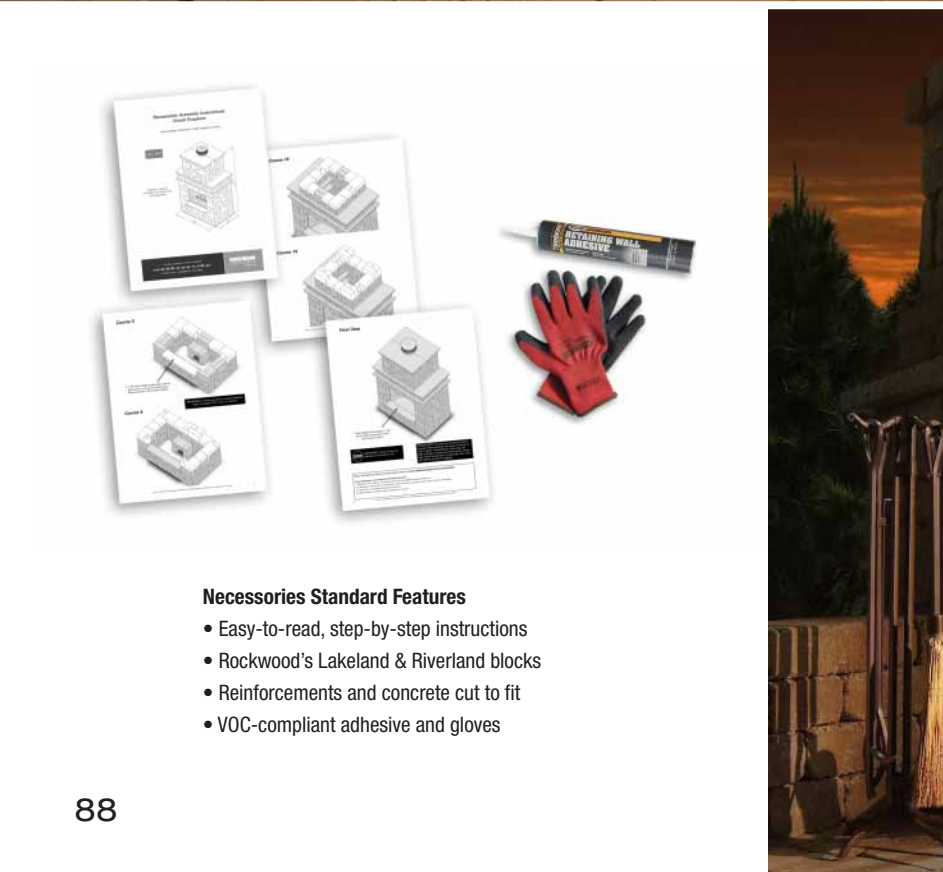
- 4' stainless stovepipe chimney
- Spark suppressor cap
- Optional Woodbox Kit (left or right side) and Grand Hearth Kit

Taller and wider, the **VICTORIAN FIREPLACE KIT** becomes the focal point in any backyard. Popular for their affordability and smaller footprints, these fireplaces will generate warm accolades from family and guests for years to come.

- 2.25" firebrick for lasting protection
- Optional Woodbox Kit (left or right side) and Hearth Kit

Fireplaces can be built with or without woodbox or hearth kits and all kits can be customized. Choose from four colors.

Colors: Beechwood, Bluestone, Cascade, Santa Fe



Necessaries Standard Features

- Easy-to-read, step-by-step instructions
- Rockwood's Lakeland & Riverland blocks
- Reinforcements and concrete cut to fit
- VOC-compliant adhesive and gloves



FIRE RINGS, PILLARS & SEATWALLS KITS

GRILL KITS



a) GRAND ISLAND BAR/GRILL W/ STORAGE KIT

- Summerset Sizzler Pro 32" grill
- Stainless steel double doors

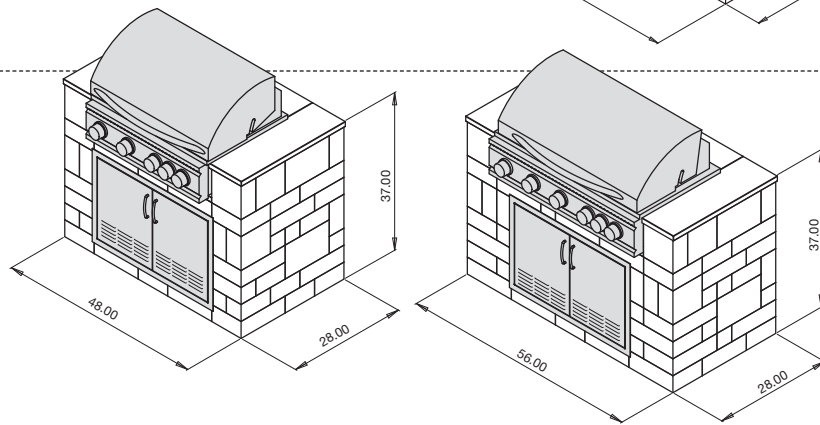
b) GRAND ISLAND BAR/GRILL W/ STORAGE, WOODBOX KIT

- Summerset Sizzler Pro 32" grill
- Stainless steel double doors

c) GRAND ISLAND BAR 8' KIT

- d) GRILL SURROUND KIT**
- For standing grills, 60" opening

Colors: Beechwood, Bluestone, Cascade, Santa Fe



32" SIZZLER PRO GRILL CABINET*

- 4 main burners, 56,000 max BTUs
- 795 sq. in. cooking surface
- Choice of granite top color

40" SIZZLER PRO GRILL CABINET*

- 5 main burners, 70,000 max BTUs
- 985 sq. in. cooking surface
- Choice of granite top color

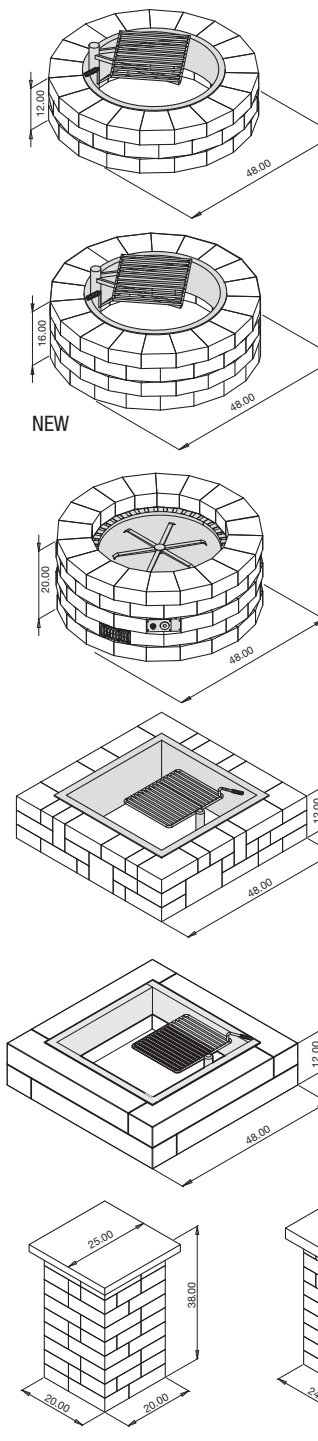


VISCON WHITE



BLACK PEARLE

Elegant, functional and affordable, **KITCHEN GRILL KITS** come ready to assemble. Choose from two granite top colors, and Beechwood, Bluestone, Cascade, Santa Fe block colors.



GRAND FIRE RING KITS: (choose 3 or 4 courses high)

- 48" D x 12" H (31" interior dia.)
- One-piece, heavy gauge, solid steel insert protects block
- Colors: Beechwood, Bluestone, Cascade, Santa Fe

Optional:

- Fire Ring Block Layer: add layers to increase height
- Fire Ring Cap: chiseled edge, eight-piece, in three colors, 2.25" H
- Swivel Cooking Grate: removable, heavy steel construction, ADA compliant
- E-Z Access Spark Screen: keep ash and sparks inside and debris out, hinged for easy access
- Cover: heavy galvanized steel with or without cooking grate slot

Designed for slab, paver or gravel bases, the **GRAND GAS FIRE RING KIT** has both style and convenience. Smokeless and ashless, it's an ideal alternative for properties with open burning restrictions.

- Push-button electronic ignition, 65,000 max BTU/hr
- NG or LP fuel type, thermo-couple auto shut-off feature
- #304 stainless steel construction
- 30 lbs. lava rock
- Colors: Beechwood, Bluestone, Cascade, Santa Fe

Optional: Grand Canyon Ceramic Log Set, Fire Ring Block Layer (adds layers to increase height)

VICTORIAN FIRE PIT KIT:

- Four-piece, heavy gauge steel insert protects block
- Optional Swivel Cooking Grate
- Colors: Beechwood, Bluestone, Cascade, Santa Fe

BARN PLANK WALL FIRE PIT KIT:

- Four-piece, heavy gauge, solid steel insert protects block
- Optional Swivel Cooking Grate
- Colors: Mahogany, Weathered Grey

Pillars can be added to Seatwalls or built as a freestanding landscape feature, such as a property marker or light base. Choose from Beechwood, Bluestone, Cascade, Santa Fe colors.

a) 20" PILLAR KIT:

- 2.25" H chiseled cap

b) 24" PILLAR KIT:

- 2.25" H chiseled cap

c) LAKELAND SEATWALL KIT:

- Creates a 6' straight wall
- Optional chiseled cap

d) RIVERLAND SEATWALL KIT:

- Creates an 8' radius wall
- Optional chiseled cap



TRULY PREMIUM GRILLS, BACKED BY SERIOUS WARRANTIES:

Summerset's Pro Sizzler Grills are premium products at an unbeatable price. Designed with careful precision to ensure optimal airflow and even heating, these grills give their higher-priced competitors a run for their money in both durability and grilling performance. These grills will impress even the most discriminating grillmaster.

GRILLS: Limited Lifetime warranty on construction and manufacturer defects. Limited Lifetime warranty on frame and housing. Limited Lifetime warranty on cooking grates, burners and valves. One year warranty on all other parts, components, and electrical.

CONCRETE: All Kits come with a limited lifetime warranty against material defect.


For complete warranties, visit us online at www.outdoorlivingkits.com



FEATURES:

- #443 stainless steel construction
- Push-to-turn knob ignition, 3" temp gauge
- 12,000 BTU #304 stainless steel burners
- 15,000 BTU infrared back burner
- Natural gas or propane fuel
- Double-lined hood assures optimal airflow
- 8mm cooking grates won't warp or rust
- Easy-clean briquette system for even heat
- 14,000 BTU cast burners
- Heat zone separators
- Interior cooking lights, LED lit controls
- Optional Deluxe Rotisserie*:
 - #304 stainless steel
 - Heavy-duty motor, 25 lb. capacity

* Requires 120 volt electrical



GRAND, CHISELED, IMPERIAL & BARN PLANK STEPS



SPLIT-FACE GRAND STEP

- Two looks in one unit; install with smooth or split-face riser
- Deep bevels on riser faces, smooth top and sides
- Heavy, dry cast concrete in Beechwood, Charcoal, Natural, Wheat
- 48" W x 18" D x 6" H



IMPERIAL STEP

- Deep bevels on riser faces, smooth all sides
- Heavy, dry cast concrete in Charcoal, Mocha, Natural, Wheat
- 48" W x 18" D x 6" H

CHISELED STEPS

CHISELED STEPS are heavy, wet cast reproductions of handcrafted originals in two styles; Chiseled three sides/rough top or, Chiseled riser/smooth top.

- In Bluestone, Buff, Indiana Limestone
- 48" W x 18" D x 5.75" H



BARN PLANK

BARN PLANK STEPS look just like reclaimed pine beams with detailed splits and grain on top and sides.

- In Mahogany or Weathered Gray colors
- 48" W x 18" D x 5.75" H



SMOOTH TOP CHISELLED CAP - Wheat

CLASSIC 6" & 3" WALL CAP - Sandstone

STEPPING STONES

BLUESTONE



BUFF

INDIANA LIMESTONE

- Strong, wet cast reproductions of handcrafted originals
- Four unique shapes, 1.75" H (3.75 sq. ft. approx.)
- Split-face slate top, chiseled edge, sold in sets



BULLNOSE PAVER




WHEAT

NATURAL

ONYX

MOCHA

- For treads, coping, seatwalls and accents
- Full radius front, smooth top/sides
- 6" W x 12" D x 2-3/8" H



EDGING



NATURAL

WHEAT

CARMEL

BEECHWOOD

CHARCOAL

INTERLOCK BULLET EDGER:

- Larger than typical edgers, separates mulch/rocks from turf
- Smooth top, beveled edge, interlocking design
- 12.25" W x 4" D x 4" H



CLASSIC EDGER:

- Wide base helps Classic Edge minimize frost heave
- Smooth top/sides, beveled edge, interlocking design
- In Sandstone, Charcoal, Gray, Brown, Red/Black colors
- 10" W x 2.75" D x 4" H



BLUESTONE

SANTA FE

ONYX

GRANITE EDGER:

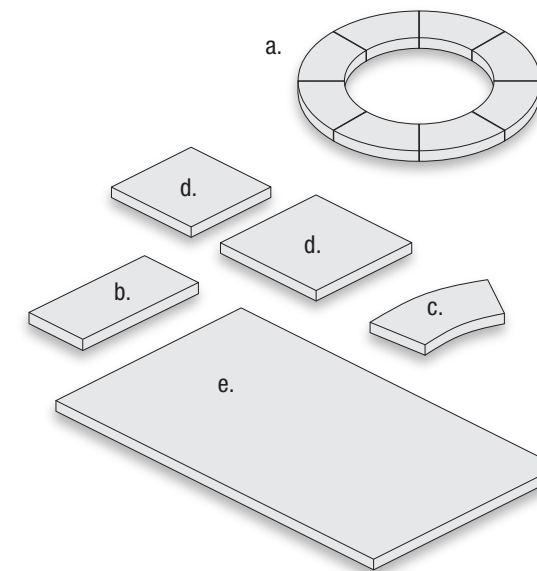
- Smooth sides, split-face top, tumbled
- 12" W x 4" D x 4" H

CHISELED CAPS & TOPS

Chiseled Caps and Tops have the look of handcrafted limestone with hewn tops and chiseled sides.

Use for pillars, seat/retaining walls, fire rings and outdoor living features.

In Bluestone, Buff and Indiana Limestone colors.




- A) FIRE RING CAP:**
- Chiseled outside edge
 - 8 pieces/set
 - 10" D x 2.25" H

- B) STRAIGHT WALL CAPS:**
- Chiseled two or three sides
 - 24" W x 12" D x 2.25" H

- C) RADIUS WALL CAPS:**
- Chiseled two sides
 - 18.75" W x 12" D x 2.25" H

- D) PILLAR CAPS:**
- Chiseled four sides
 - 25" W x 25" D x 2.25" H
 - 30" W x 30" D x 2.25" H

- E) BAR TOPS:**
- Chiseled two sides, or chiseled three sides
 - Indiana Limestone only
 - 36" W x 48" D x 2.25"





CONTEMPORARY CAP

- Finish retaining/seatwalls, pillars and outdoor living features
- One size, chamfered top, beveled sides, in three colors
- 24" W x 12" D x 2-3/8" H



MOCHA

NATURAL

ONYX

PAVER DETAILS/SPECIFICATIONS



ACCENT PAVERS

- Two Styles: smooth or textured surface, irregular/chamfered edge, radius corners, small auto-spacer
- Colors: Mocha, Natural, Onyx, (Bone, smooth only)
- One size: 5.75 x 11.5 x 2-3/8" H
- Suitable for all applications, borders and accents



AMERICAN BRICK PAVER

- Multiple faces, textured top, radius corners, no auto-spacer
- Colors: Mocha, Onyx, Wheat
- One size: 7.96 x 2.58 x 2-3/8" H
- Suitable for borders and accenting applications



ANTIQUe TRAVERTINE LANDSCAPE TILES

- Detailed travertine top and sides, smooth honed surfaces, radius corners
- Strong and durable 10,000 psi wet cast concrete
- Colors: Ivory, Natural
- Palletized by size: 12 x 24 x 2" H / 18 x 24 x 2" H / 24 x 24 x 2" H
- Not suitable for vehicular



BARN PLANK LANDSCAPE TILES

- Multiple faces with deep, authentic splits and detailed grain top and sides, radius corners
- Strong and durable 10,000 psi wet cast concrete
- Colors: Mahogany, Weathered Grey
- Palletized by size: 15.50 x 9.75 x 2" H / 23.37 x 9.75 x 2" H / 35 x 9.75 x 2" H
- Not suitable for vehicular



BARRINGTON PAVERS

- Smooth surface, straight/chamfered edge, radius corners, small auto spacer
- Colors: Beechwood, Cascade, Glacier Creek, Santa Fe
- Three-piece, one-pallet system: 7.79 x 15.66 x 2-3/8" H / 15.66 x 15.66 x 2-3/8" H / 15.66 x 23.54 x 2-3/8" H
- Not suitable for vehicular



BROADMOUR PAVERS/SLAB

- Smooth surface, straight/chamfered edge, radius corners, small auto spacer
- Colors: Cascade, Natural, Pewter, Sahara, (Onyx* 6 x 12 only)
- *Onyx is protected with Chroma Shield anti-fade technology.
- Three-piece, one-pallet system: 5.9 x 11.81 x 2-3/8" H / 23.62 x 11.81 x 2-3/8" H / 23.62 x 23.62 x 2-3/8" H
- Not suitable for vehicular



BULLNOSE PAVER

- Smooth surface, full radius front, no auto spacer
- Thru-mix color; non-facemix
- Colors: Mocha, Natural, Wheat, Onyx
- One Size: 12 x 6 x 2-3/8" H
- Suitable for pool coping, step treads, caps

COBBLE STONE PAVER

- Textured top, radius corners, large auto-spacer, high-flow-rate, eco/permeable
- Colors: Beechwood, Moonlight Grey, Onyx
- (Onyx is protected with Chroma Shield anti-fade technology.)
- Four-piece, one-pallet system: 7.05 x 5.87 x 2-3/8" H / 8.63 x 5.87 x 2-3/8" H / 10.2 x 5.87 x 2-3/8" H / 11.77 x 5.87 x 2-3/8" H
- Suitable for all applications, borders and accents



PAVER DETAILS/SPECIFICATIONS

COLONIAL PAVERS

- Dimpled top, straight/irregular edge detail, small auto-spacer
- Colors: Beechwood, Mocha, Moonlight Grey, Onyx (Onyx is protected with Chroma Shield anti-fade technology.)
- Two sizes: 6.3 x 4.65 x 2-3/8" H / 6.3 x 9.45 x 2-3/8" H
- Suitable for all applications, borders and accents



CONTOURS PAVERS

- Textured surface, straight/chamfered edge, small auto spacer
- Whispers Technology creates multi-angled color graining mimicking natural stone
- Colors: Beige, Flint, Mist
- Three-piece, one-pallet system: 9.84 x 4.92 x 2-3/8" H / 9.84 x 9.84 x 2-3/8" H / 14.75 x 9.84 x 2-3/8" H
- Not suitable for vehicular



CONTOURS XL SLABS

- Textured surface, straight/chamfered edge detail, small auto-spacer
- Whispers finishing creates multi-angled color and textured surfaces
- Colors: Beige, Flint, Mist
- Three-piece, one-pallet system: 1.81 x 17.71 x 2-3/8" H / 17.71 x 17.71 x 2-3/8" H / 29.52 x 17.71 x 2-3/8" H
- Not suitable for vehicular



GEOCERAMICA

- Smooth, 1cm porcelain tile bonded to a concrete paver base, small auto-spacer
- Micro-beveled tile edges, grey concrete paver base
- Colors: Pearle, Taupe, Sable, Smoke
- One size: 3.62 x 23.62 x 1.6" H
- Not suitable for vehicular



HOLLAND PAVERS

- Smooth top, chamfered edge, small auto-spacer
- Colors: Antique Copper, Beechwood, Bone, Mocha, Moonlight Grey, Natural, Rosewood, Onyx (Onyx is protected with Chroma Shield anti-fade technology.)
- One size: 8.5 x 4.25 x 2-3/8" H
- Suitable for all applications, borders and accents



HOLLAND-ECO PAVER

- 8cm tall, smooth top, chamfered edge, large auto-spacer, high-flow-rate, eco/permeable
- Colors: Beechwood, Moonlight Grey
- Two-piece, one-pallet system: 4.87 x 9.75 x 3-1/8" H / 4.87 x 4.87 x 3-1/8" H
- Suitable for all applications, permeable



LAMONT 6 X 8 PAVER

- Tumbled/aged appearance, straight edge detail, no auto-spacer
- Thru-mix color
- Colors: Antique Brown, Beechwood, Mocha, Sierra Grey, Onyx, Wheat
- One size: 8.18 x 6.12 x 2-3/8" H
- Suitable for all applications, borders and accents



MEZZANO PAVERS

- Textured surface, irregular/chamfered edge, radius corners, small auto spacer
- Colors: Beechwood, Cascade, Glacier Creek, Santa Fe
- Three-piece, one-pallet system: 5.75 x 5.75 x 2-3/8" H / 5.75 x 11.5 x 2-3/8" H / 11.5 x 11.5 x 2-3/8" H
- Suitable for all applications



MINNETONKA PAVERS

- Textured surface, irregular/chamfered edge, radius corners, small auto spacer
- Colors: Beechwood, Cascade, Glacier Creek, Santa Fe
- Three-piece, one-pallet system: 7.79 x 15.66 x 2-3/8" H / 15.66 x 15.66 x 2-3/8" H / 15.66 x 23.54 x 2-3/8" H
- Not suitable for vehicular



PACIFIC-ECO PAVER

- 8cm tall, smooth top, beveled edge, large auto-spacer, high-flow-rate, eco/permeable
- Colors: Beechwood, Moonlight Grey
- Four-piece, one-pallet system: 4.87 x 4.87 x 3-1/8" H / 4.87 x 9.75 x 3-1/8" H / 9.75 x 9.75 x 3-1/8" H / 14.62 x 9.75 x 3-1/8" H
- Suitable for all applications, permeable



RENO PAVERS

- Smooth surface, irregular/chamfered edge, small auto-spacer
- Colors: Beechwood, Cascade, Glacier Creek, Latte
- Three-piece, one-pallet system: 4.87 x 9.87 x 2-3/8" H / 9.87 x 9.87 x 2-3/8" H / 14.75 x 9.87 x 2-3/8" H
- Suitable for all applications



SERANO PAVERS

- Smooth surface, straight/chamfered edge, radius corners, small auto-spacer
- Colors: Beechwood, Cascade, Glacier Creek, Santa Fe
- Three-piece, one-pallet system: 5.75 x 5.75 x 2-3/8" H / 5.75 x 11.5 x 2-3/8" H / 11.5 x 11.5 x 2-3/8" H
- Suitable for all applications



SILHOUETTE PAVERS

- Smooth surface, straight/chamfered edge, small auto-spacer
- Whispers Technology creates multi-angled color graining mimicking natural stone
- Colors: Beige, Flint, Mist
- Three-piece, one-pallet system: 9.84 x 4.92 x 2-3/8" H / 9.84 x 9.84 x 2-3/8" H / 14.75 x 9.84 x 2-3/8" H
- Not suitable for vehicular



SILHOUETTE XL SLABS

- Smooth surface, straight/chamfered edge detail, small auto-spacer
- Whispers finishing creates multi-angled color and textured surfaces
- Colors: Beige, Flint, Mist
- Three-piece, one-pallet system: 11.81 x 17.71 x 2-3/8" H / 17.71 x 17.71 x 2-3/8" H / 29.52 x 17.71 x 2-3/8" H
- Not suitable for vehicular



SLATE LANDSCAPE TILES

- 23 unique faces, detailed slate top, chiseled sides
- Strong and durable 10,000 psi wet cast concrete
- Colors: Bluestone, Cascade
- Palletized by size: 12 x 12 x 1-3/4" H / 24 x 12 x 1-3/4" H / 24 x 24 x 1-3/4" H / 24 x 36 x 1-3/4" H
- Not suitable for vehicular



TAHOE PAVERS

- Textured surface, irregular/chamfered edge, small auto-spacer
- Colors: Beechwood, Cascade, Glacier Creek, Latte
- Three-piece, one-pallet system: 4.87 x 9.87 x 2-3/8" H / 9.87 x 9.87 x 2-3/8" H / 14.75 x 9.87 x 2-3/8" H
- Suitable for all applications



TITAN SLAB

- Smooth surface, straight/chamfered edge, radius corners, small auto-spacer
- Colors: Cascade, Natural, Pewter, Sahara
- One size: 23.62 x 35.43 x 2-3/8" H
- Not suitable for vehicular



WINDOM PAVERS/SLABS

- Smooth surface, straight/chamfered edge, radius corners, small auto-spacer
- Colors: Glacier Creek, Latte, Pewter, Sahara
- Three-piece, one-pallet system: 7.79 x 15.66 x 2-3/8" H / 15.66 x 15.66 x 2-3/8" H / 15.66 x 23.54 x 2-3/8" H
- Suitable for all applications



LIMITED LIFETIME WARRANTY

Our products are designed to withstand the everyday use and abuse that you, time and Mother Nature can throw at them. Our limited lifetime warranty assures homeowners that what's meant to last, will last... and if it doesn't, we'll stand behind it.



IMPORTANT NOTICE: Read this entire RCP Limited Lifetime Warranty and Limitation of Liability ("Limited Warranty"). It is important that the warranted products be properly installed and maintained in order for them to function successfully throughout the duration of this Limited Warranty. Depending on the product's application, installation guides can be found at www.rochesterpc.com. It is also important for your installer to carefully review the technical information, including specifications, for the chosen use of your RCP products as it may be the responsibility of the installer or design engineer to provide independent soil testing, quality assurance inspection, testing, and design services necessary to ensure a safe and functional application.

This Limited Warranty applies only to RCP products that are purchased and used as part of Rockwood Retaining Wall Systems installed in owner-occupied single-family homes within the United States, subject to the stated conditions and limitations. This Limited Warranty does not extend to any current or future products distributed, but not manufactured, by RCP. This Limited Warranty applies only to RCP's products and not to the system into which they may be placed. Nor does this Limited Warranty cover RCP products used in governmental, commercial, or multi-residential applications.

LIMITED LIFETIME WARRANTY FOR RCP PRODUCTS INSTALLED IN OWNER-OCCUPIED SINGLE-FAMILY HOMES AS A PART OF A ROCKWOOD WALL OR HARDSCAPE SYSTEM.

RCP warrants that its products will be free from defects for as long as you own your home. If RCP is given prompt notice of a defect, it shall, at its sole option: (1) repair or replace the defective product(s), or (2) refund the original purchase price of the defective product(s). This Limited Lifetime Warranty is provided only to the owner(s) of the home at the time of purchase and may not be assigned or transferred. In the event the owner(s) sells the home, this warranty automatically converts to a two-year limited warranty affording the same scope of protection and governed by the same conditions, disclaimers and limitations of this Limited Lifetime Warranty. If RCP elects to repair the defect, it shall be responsible for the labor to accomplish the repair. If RCP elects to replace the defective product(s), its obligation is to deliver suitable replacement product to owner's property.

LIMITATION OF LIABILITY

This Limited Warranty sets forth the maximum liability for our products. IN NO EVENT (INCLUDING WHERE THIS LIMITED WARRANTY IS DEEMED NOT TO APPLY TO THE SALE OR PRODUCT IN QUESTION) SHALL RCP, GLS INDUSTRIES, INC., OR ROCKWOOD RETAINING WALLS, INC. BE LIABLE FOR ANY INCIDENTAL, CONSEQUENTIAL OR SPECIAL DAMAGES RESULTING FROM THE SALE, INSTALLATION OR USE OF ANY RCP PRODUCTS. Some states do not allow the exclusion or limitation of incidental or consequential damages for consumers, so the above limitation or exclusion may not apply to you.

LIMITATION OF WARRANTY

RCP MAKES NO OTHER WARRANTIES, EXPRESS OR IMPLIED, INCLUDING ANY IMPLIED WARRANTIES FOR MERCHANTABILITY, FITNESS FOR A PARTICULAR PURPOSE OR OTHERWISE.

DISCLAIMER – WHAT THIS LIMITED WARRANTY DOES NOT COVER

RCP is not responsible for or makes no warranty as to:

1. Product failure, loss or damage due to:
 - Normal wear and tear;
 - Damage due to improper handling and repeated or extended contact with chemicals, such as de-icers;
 - Products improperly installed or maintained;
 - Acts of God;
 - Structural settlement, movement or vibration;
 - Products that have not been paid for in full.
2. Minor imperfections
 - Minor imperfections that do not affect the product's structural integrity;
 - Variations in product texture or color;
 - Efflorescence;
 - Minor imperfections in shape, appearance, or dimensions covered by ASTM C1372.

CONDITIONS OF WARRANTY – WHAT YOU MUST DO TO RECOVER UNDER THIS LIMITED WARRANTY

PROMPT NOTICE OF DEFECT:

Within the warranty period, you must promptly, and in no case more than one (1) year after any defect or other basis of a claim covered by this Limited Warranty is discovered or should have been discovered, notify RCP of the defect. Any claims otherwise covered by this Limited Warranty, but for which RCP did not receive notice of the defect within one (1) year from the time the problem first became known, shall be barred.

LIMITED WARRANTY CLAIM PROCEDURE

Claims under this Limited Warranty may be made in writing to RCP at 7200 Broadway Ave. N, Rochester, MN 55906.

Claims should include the following information:

1. Claimant's name, address and phone number, and the installation address (if different);
2. A description of the product, purchase price, date and location of purchase, and copies of invoices, if available;
3. A description of the defect(s) (photos are required); and
4. A brief summary of attempts made to address the concerns.

NO STATEMENT OF USEFUL LIFE

This Limited Warranty is not a statement of the useful life of any RCP products.


dms.us.51883281.01



Rochester Concrete Products is third-generation, family-owned business with mortarless concrete manufacturing experience dating back to 1914.

© 2024 Rochester Concrete Products. All Rights Reserved. All trademarks and registered trademarks are the property of their respective owners. Rockwood Retaining Walls products are made worldwide under license from Rockwood Retaining Walls, Inc. US and international patents issued and pending.

Printed in the USA 125



LIFE'S TOO SHORT FOR
BORING BACKYARDS!



Rochester
Concrete Products™

Corporate Office: 7200 Broadway Ave. N., Rochester, MN 55906 • Phone (507) 288-8850 • rochesterpcp.com

